
DUTCHESS COUNTY
PEOPLE'S POPULAR ANNUAL
FINANCIAL REPORT



**OFFICE OF THE
DUTCHESS COUNTY COMPTROLLER
DAN AYMAR-BLAIR**

* TABLE OF CONTENTS *

- 1 OUR COUNTY
- 2 WHO WE ARE
- 3 HOW WE LIVE
- 4 OUR ECONOMY
- 5 COUNTY FINANCES AT-A-GLANCE
- 6 COUNTY FINANCES: EXPENDITURES
- 7 COUNTY FINANCES: REVENUES
- 8 SPOTLIGHT: HERITAGE FINANCIAL PARK
- 9 SPOTLIGHT: PUBLIC TRANSPORTATION
- 10 CONTACT
- 11 ORGANIZATION CHART



Unless otherwise specified,
all data is sourced from
census.gov.



MESSAGE FROM THE COMPTROLLER

OCTOBER 2025

I am happy to provide the people of Dutchess County with the third Popular Annual Financial Report (PAFR) (now named the People's Annual Financial Report) for the year ending December 31, 2024. The People's Annual Financial Report is a cornerstone of our ongoing efforts to increase the transparency and accessibility of information about Dutchess County.

This report does more than share details of Dutchess County's financial performance in 2024. It's a broader profile of the County: Who we are, where we live and work, our history, economy, and government. As with the first two PAFRs, we also selected special topics we thought may be of interest to the people. For 2024, we selected Heritage Financial Park in Fishkill and public transit.

While previous PAFRs have utilized the Dutchess County Annual Financial Report (AFR) issued by the Dutchess County Commissioner of Finance, this year's was able to refer to the County's Audited Financial Statements (AUD), provided by the County's outside auditing team for the year ending 2024. The financial summaries are intended to give the reader a simplified overview of the County's revenue, expenditure, and financial position. The PAFR condenses and simplifies the Audited Financial Statements and is not intended to replace either the AFR or AUD. Individuals seeking to read the financial statements in full should refer to the AFR and/or AUD on the County's website.

We have renamed this annual report to reflect that this information belongs to the people. All of the information that the Comptroller's Office touches is a public good, meaning it belongs to you.

As always, we invite you to share any questions, feedback, or recommendations for our Office and future reports by e-mailing **comptroller@dutchessny.gov**.

Sincerely,



Dan Aymar-Blair, Comptroller

OUR COUNTY

795.6
SQ. MILES

“Population density” refers to the number of individuals per square mile in a specific area. **In Dutchess County, there are roughly 373 people per square mile.** For comparison, in Manhattan, there are an estimated 74,637 people per square mile.

GEOGRAPHY & HISTORY

The impressive Hudson River is actually a tidal estuary, an arm of the sea where salty sea water meets fresh water running off the land.

Native tribes named the river *Mahicantuck* which loosely means “river that flows two ways.” In 1664 the river was given the name of Henry Hudson, an Englishman who had captained a Dutch ship in 1609 in search of the fabled Northwest Passage.

A major route on the Underground Railroad, the Hudson Valley served as a hub for escaped slaves from Southern states.

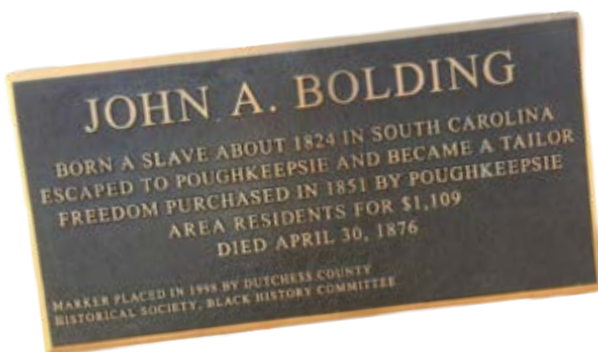
DID YOU KNOW?

Until 1713, **Dutchess** was administered by **Ulster County**. On October 23, 1713, Queen Anne gave permission for **Dutchess County** to elect its own officers from among their own population, including a supervisor, tax collector, tax assessor and treasurer.

THE CASE OF JOHN BOLDING

An escaped slave who settled in Poughkeepsie, John Bolding was kidnapped under the “legal” bounds of the Fugitive Slave Act, which allowed escaped slaves to be returned to their owners. Many members of the Dutchess County Anti-Slavery Society raised the modern equivalent of \$2,000 and bought Mr. Bolding’s freedom. He lived in Poughkeepsie for 25 years until his death in 1876.

SOURCE wikipedia.org, The Newberry Library (2008)



SOURCE HVMag, The Highlands Current

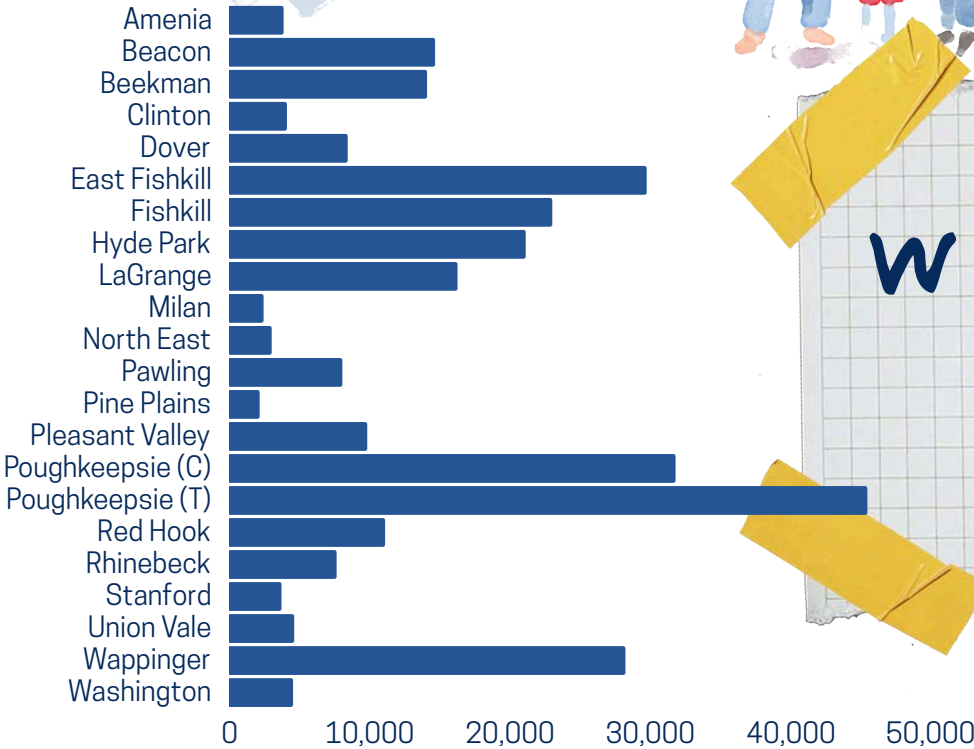
POPULATION TOTAL*

*2023 ACS 1-YEAR

297,150

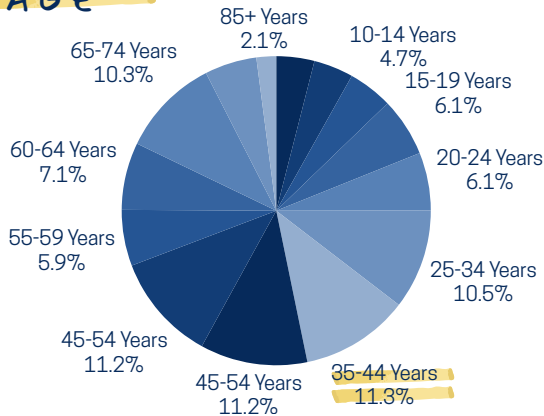


WHO WE ARE



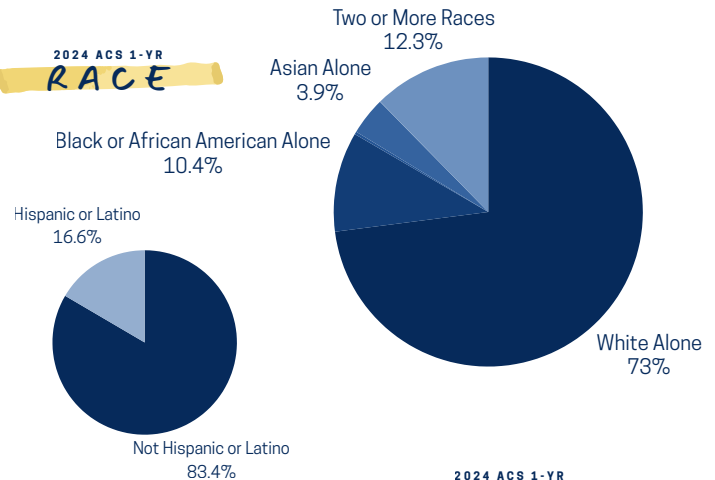
2024 ACS 1-YR

AGE



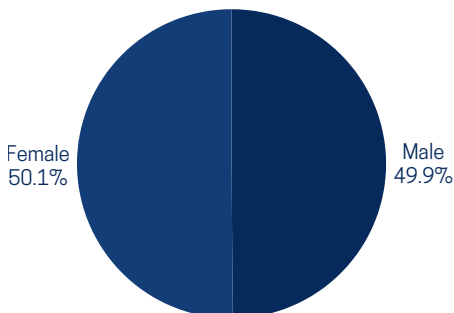
2024 ACS 1-YR

RACE



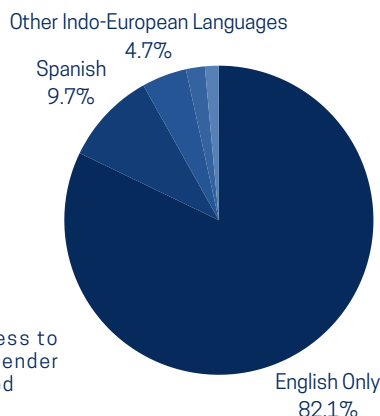
2024 ACS 1-YR

GENDER



2024 ACS 1-YR

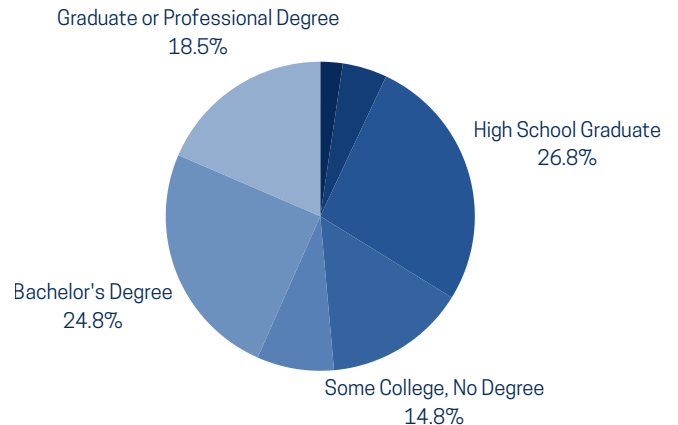
LANGUAGE



2024 ACS 1-YR

EDUCATION*

*25+ YEARS OF AGE



★ NOTE As of January 2025, the public no longer has access to SOGI (Sexual Orientation & Gender Identity) data from the United States Census Bureau.

HOUSING



As of December 2024, the number of homes for sale has decreased **23.4%** from 2023.

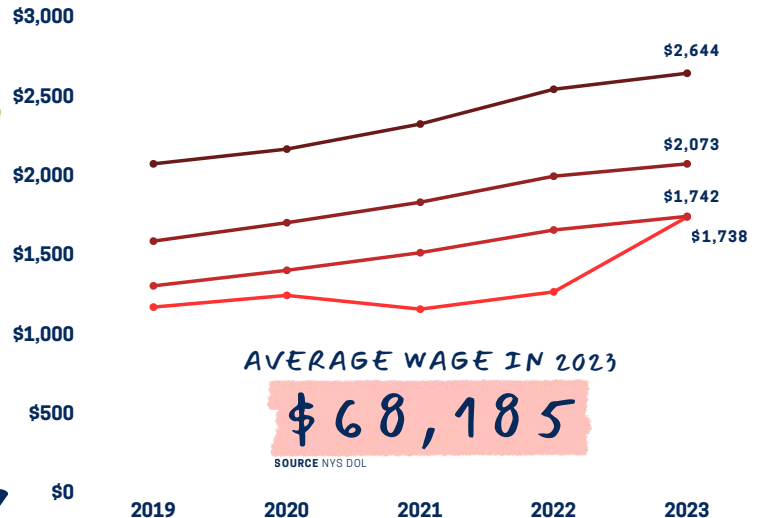
\$485,000

'24 **MEDIAN SALE PRICE**
Median sale prices in Dutchess County are up **11.5%** from 2023.

SOURCE NYSAR

RENTING in Dutchess County continues to present a variety of challenges for residents, including price and availability.

● Studios ● 1-BDRM ● 2-BDRM ● 3-BDRM



AVERAGE WAGE IN 2023

\$68,185

SOURCE NYS DOL

2019 2020 2021 2022 2023

EMPLOYMENT

SOURCE NYS DOL

TOP 5 PRIVATE INDUSTRY SECTORS

BY AVG EMPLOYMENT/WAGE ('24)

HEALTH CARE	20,276	/	\$74,692
RETAIL	13,214	/	\$43,596
HOSPITALITY/FOOD	10,271	/	\$30,252
EDUCATION	8,517	/	\$54,387
CONSTRUCTION	5,657	/	\$83,696

HOW WE LIVE

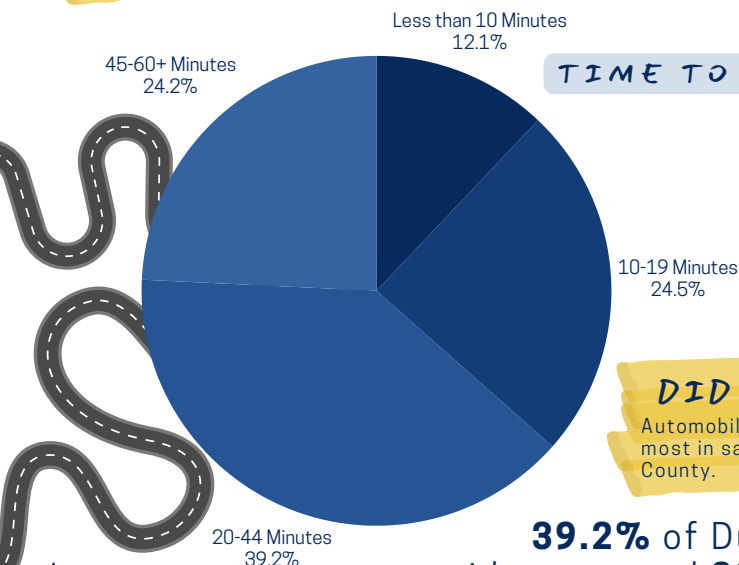


Across all industries, the average wage has increased by **\$2,788** from 2023.



TRANSPORTATION

TIME TO WORK



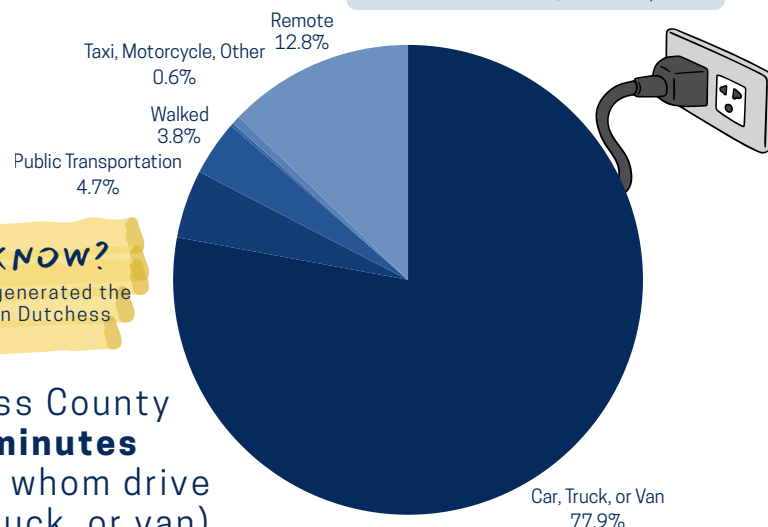
DID YOU KNOW?

Automobile dealers generated the most in sales taxes in Dutchess County.

39.2% of Dutchess County residents spend **20-44 minutes** getting to work. Most of whom drive their own vehicle (car, truck, or van).

The second largest commuting type is made up of **Remote** workers at **12.8%**.

COMMUTING TYPE



Map of DUTCHESS CO. NEW YORK

(from Actual Surveys)

NEW
BUSINESSES*
***OPENED**
2024

OUR ECONOMY

The Grove at Red Hook Golf Club
650 Route 199
Red Hook, NY

The Inn at Bellefield
25 Old Vineyard Place
Hyde Park, NY

Poughkeepsie, NY
Central Bark
15 Burnett Blvd.
Anna et Pierre
10 Dutchess Landing
Nolita Boutique
21 Raymond Ave.

Wappingers Falls, NY
Fun Max Adventure Park
1404 Route 9
Salt Boutique Labs
70 E Main Street

10 LARGEST EMPLOYERS

AMAZON
BARD COLLEGE
CENTRAL HUDSON GAS & ELECTRIC CORP.
CULINARY INSTITUTE OF AMERICA
GAP, INC.
IBM
MARIST UNIVERSITY
MID-HUDSON REGIONAL HOSPITAL
ONSEMI
VASSAR COLLEGE



SOURCE DUTCHESS COUNTY

10 HIGHEST TAXPAYERS

SOURCE DUTCHESS COUNTY

NAME	TYPE	TOTAL FULL VALUATION
Central Hudson	UTILITY	\$999,434,700
GAP	DIST. CENTER	\$177,533,100
Con Edison	UTILITY	\$132,015,600
Iroquois Gas	UTILITY	\$124,658,400
Onsemi	INDUSTRIAL	\$122,722,000
IBM	INDUSTRIAL	\$115,255,000
Silo Ridge	RESIDENTIAL	\$103,801,300
Chelsea DHC LLC	APARTMENTS	\$88,994,100
80 Jefferson Blvd., LLC	APARTMENTS	\$74,239,300
NYSEG	UTILITY	\$69,548,800

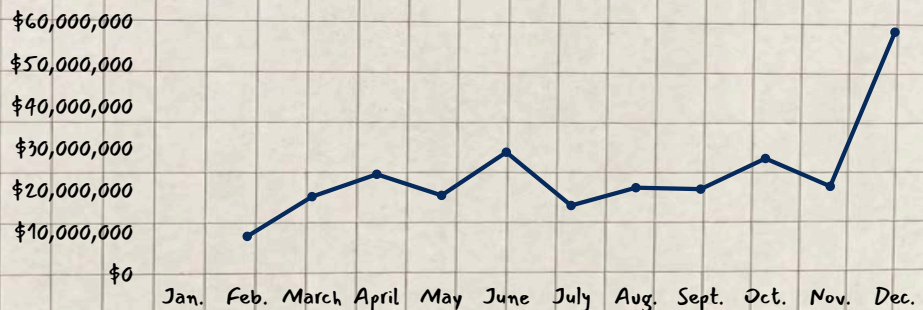
SALES TAX

Sales tax collections in Dutchess County totaled **\$263.7 million** in 2024, up **4%**, or **\$10.1 million** compared to 2023. Of the **\$621 million** in budgeted revenue for

2024, sales tax comprised 42% of the total income received by Dutchess County.

4

2024 SALES TAX TREND



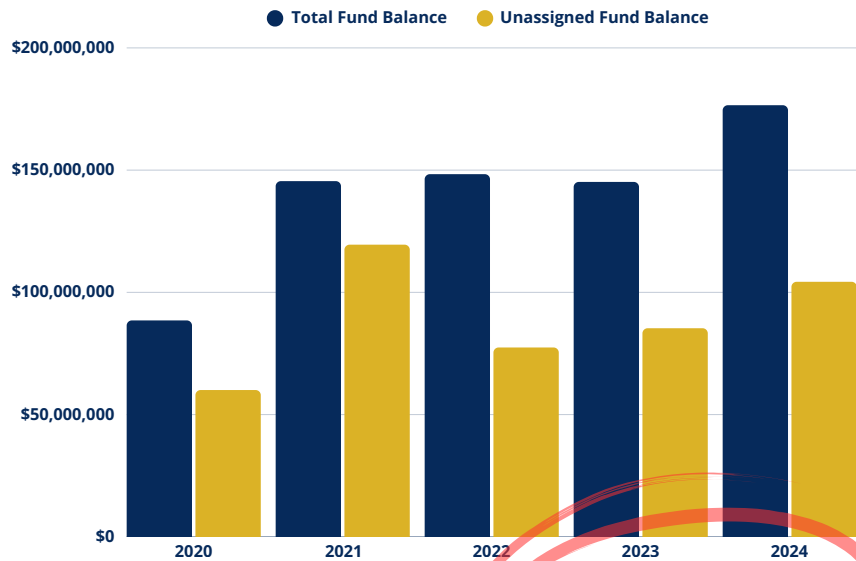
COUNTY FINANCES AT-A-GLANCE

AA+

Dutchess County has secured an **AA+** bond rating* from S&P's Global Ratings for the past 10 years.

*Bond ratings are needed before issuing municipal bonds by a government. Ratings are independent scores from D to AAA, issued as an opinion about the County's ability and willingness to meet their financial obligations on time and in full based on specific metrics like liquidity and debt ratio.

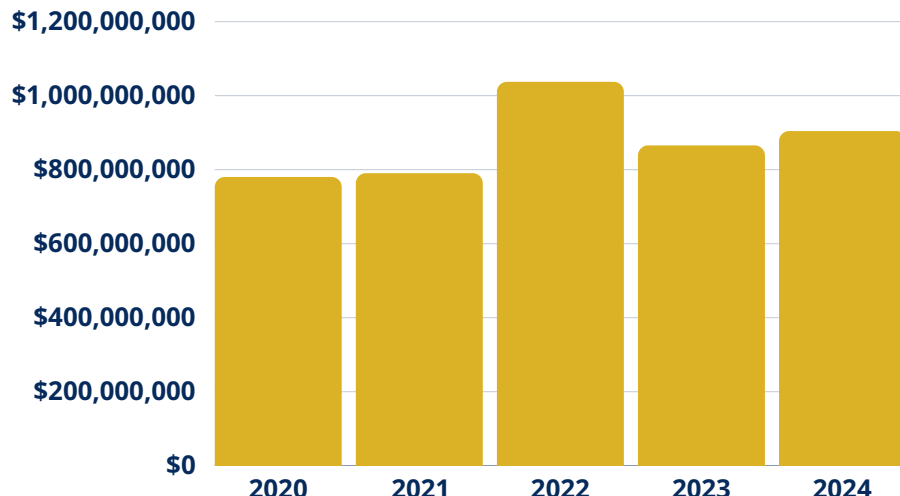
FUND BALANCE



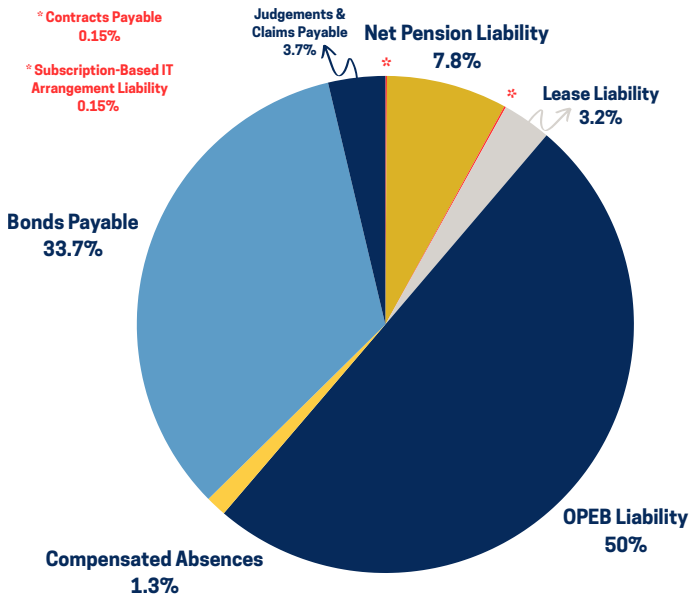
\$104.3 MILLION
IN UNASSIGNED FUNDS
YEAR-END 2024

Fund balance is the difference between the County's assets and liabilities at a single point in time. General fund unassigned fund balance can be considered "reserves" and is the measure used when looking at the County's ability to adjust to economic changes. The increase in fund balance over the past few years has been largely attributable to the increase in sales tax collections.

GENERAL LONG TERM DEBT FROM GOVERNMENTAL ACTIVITIES



LIABILITIES



✦ Nearly **38%** of the current **\$25.2 million** debt service payment is related to the JTC ("Jail") capital project.

✦ Current outstanding debt represents **10.9%** of the constitutional debt limit of **\$2.8 billion**.

✦ The historically low amount attributed to "Contracts Payable" is primarily due to the completion of the JTC ("Jail") capital project.

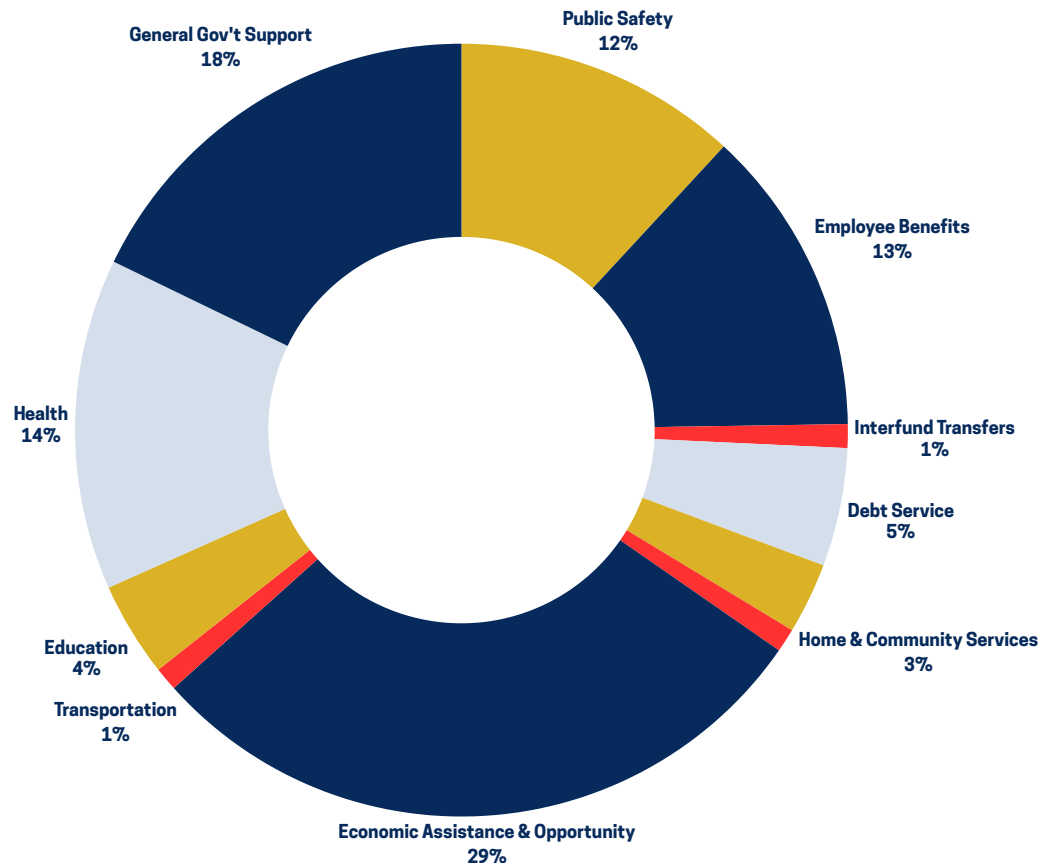
COUNTY FINANCES

2024 GENERAL FUND EXPENDITURES

EXPENDITURE USE	2024 ACTUAL	2023 ACTUAL	\$ CHANGE	% CHANGE
General Gov't Support	\$103,164,710	\$97,427,927	\$5,736,783	6%
Public Safety	\$68,093,544	\$66,171,258	\$1,922,286	3%
Employee Benefits	\$72,677,421	\$65,976,196	\$6,701,225	10%
Interfund Transfers	\$6,746,570	\$30,301,773	\$(23,555,203)	-78%
Debt Service	\$29,588,789	\$25,912,246	\$3,676,543	14%
Home & Community Services	\$14,921,492	\$16,865,486	\$(1,943,994)	-12%
Culture & Recreation	\$4,736,589	\$4,368,823	\$367,766	8%
Economic Assistance & Opportunity	\$164,270,803	\$149,021,042	\$15,249,761	10%
Transportation	\$3,445,766	\$3,286,438	\$159,328	5%
Education	\$21,192,298	\$20,640,000	\$552,298	3%
Health	\$79,098,678	\$74,935,583	\$4,163,095	6%
TOTALS	\$567,936,660	\$554,906,772	\$13,029,888	2%

2024 EXPENDITURES EXPLAINED

- ✧ The majority of the increase in "Employee Benefits" is due to the retirement pension system **(+18%)**, as well as the rising cost of health insurance **(+8%)**.
- ✧ New York State requires counties to contribute to the state Medicaid program. In 2024, Dutchess County paid **\$43,224,519** into Medicaid, a 20% increase over 2023.
- ✧ "Debt Service" payments increased by **\$3.7 million** total, with a **\$2.9 million** increase in principal payments, and **\$0.8 million** in interest payments.



2024 GENERAL FUND REVENUES

COUNTY FINANCES

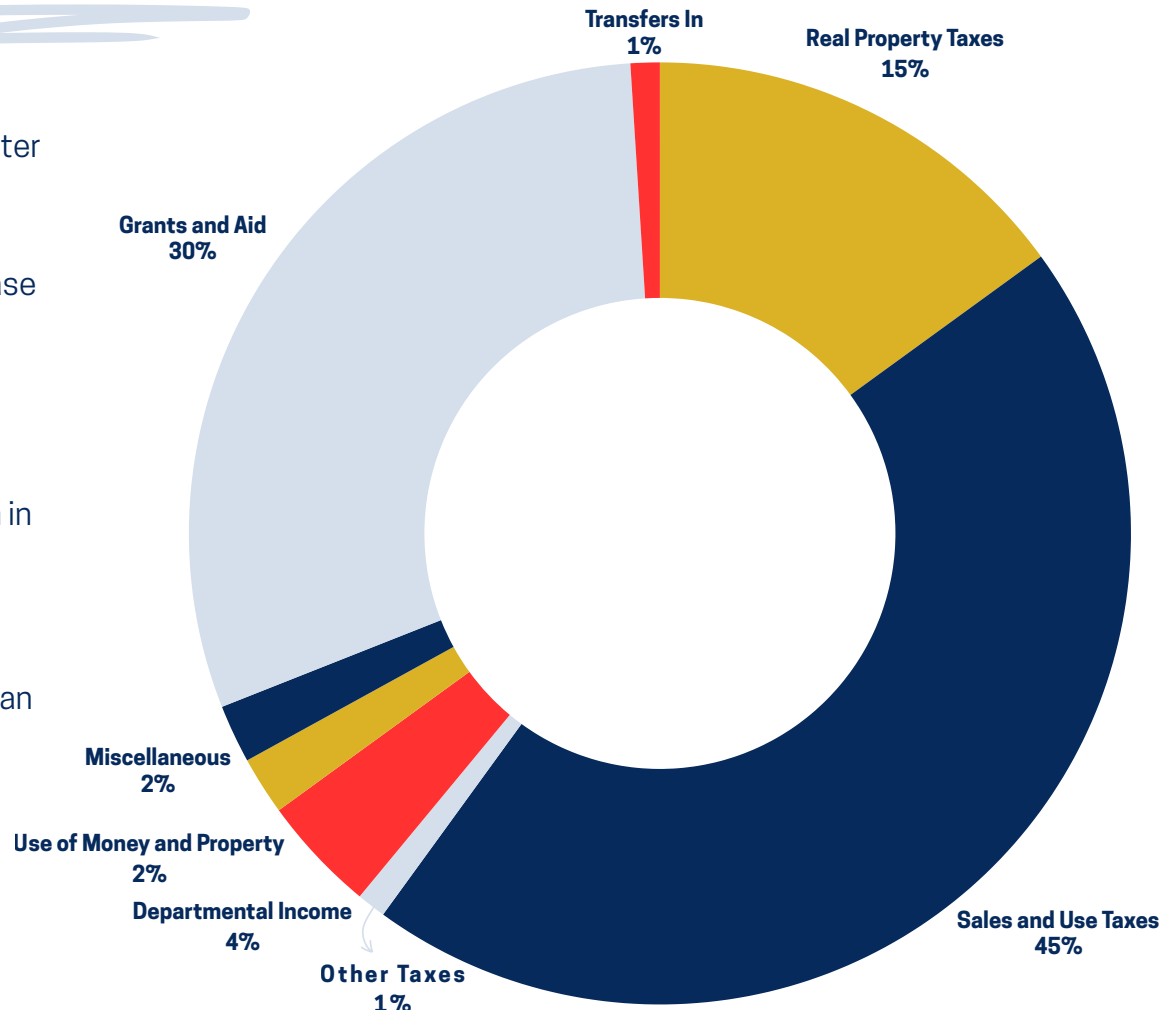
REVENUES	2024 ACTUAL	2023 ACTUAL	\$ CHANGE	% CHANGE
Real Property Taxes	\$91,360,826	\$92,629,999	\$(1,269,173)	-1%
Sales and Use Taxes	\$263,692,322	\$253,598,560	\$10,093,762	4%
Other Taxes	\$6,269,329	\$6,115,754	\$153,575	3%
Departmental Income	\$25,723,048	\$25,258,731	\$464,317	2%
Use of Money and Property	\$11,532,095	\$11,860,220	\$(328,125)	-3%
Miscellaneous Revenues	\$13,671,494	\$2,893,708	\$10,777,786	372%
Grants and Aid	\$180,523,668	\$148,863,856	\$31,659,812	21%
Other Revenues and Transfers In	\$8,106,215	\$10,694,488	\$(2,588,273)	-24%
TOTALS	\$600,878,997	\$551,915,316	\$48,963,681	9%

2024 REVENUES EXPLAINED

✦ 2024 Federal and State funding represented a quarter **(30%)** of total County revenues—up **\$32 million** from 2023 due to an increase in reimbursements for mandated service costs.

✦ Dutchess County collects more than 3 times as much in sales tax as property tax.

✦ “Miscellaneous Revenues” increased by **372%** due to an **\$8.1 million** increase in refunds of prior year expenditures and a **\$2.7 million** increase in opioid settlement proceeds.



SPOTLIGHT: HERITAGE FINANCIAL PARK



Heritage Financial Park, formerly Dutchess Stadium, is primarily used as the minor league baseball home of the Hudson Valley Renegades. The facility began operations in 1994 and is situated on approximately 33+ acres of land now owned by Dutchess County.

The stadium is part of the County's Park system and is under the auspices of the Department of Public Works.



● Expenses ● Revenues



HIGH-A AFFILIATE

In baseball, a high affiliate refers to a minor league team that is associated with a major league club.

High affiliates play a significant role in the player development process for the major league organization.

SOURCE: AFFPLAY.COM

The Dutchess County Comptroller's Office released their last audit of Heritage Financial Park in 2023 for the period of January 1, 2020 through December 31, 2022.

2024 STATS

OF HOME GAMES

66

OF EVENTS

100+

ATTENDANCE

195,791

CAPACITY

5,500



SPOTLIGHT: PUBLIC TRANSIT

Dutchess County has multiple types of public transportation available, including bus, Dial-a-Ride, reservation-based, and by train. According to a public transit study released in 2023, 20 of the 22 cities, towns, and all eight villages, have some service available.

SOURCE NYSDOT Transit Study 23-16

BUS SERVICE & DIAL-A-RIDE

SOURCE NYSDOT Transit Study 23-16

The bus system includes **15** fixed routes with complementary paratransit as required by the ADA.

22.4% of County residents experience ambulatory difficulties.

Dutchess County Public Transit operates Dial-a-Ride service in communities that opt into the service by paying an annual fee, and a Countywide demand-response service called Flex.

SOURCE NYSDOT Transit Study 23-16

2024 RIDER ESTIMATES

# OF FIXED ROUTE PASSENGERS	855,568
# OF DIAL-A-RIDE PASSENGERS	12,096
# OF FLEX AND PARATRANSIT PASSENGERS	10,716
TOTAL PASSENGERS	878,380

BUS FARES



- SENIOR CITIZENS, MEDICARE CARD HOLDERS, AND PATRONS WITH DISABILITIES
- VETERANS
- CHILDREN UNDER THE AGE OF 12
- STUDENTS WITH VALID PHOTO ID

**2024
REVENUES
\$25.2
MILLION**

**2024
EXPENSES
\$19.5
MILLION**

BEACON-NEWBURGH FERRY

SOURCE The Highlands Current

NY Waterway and the MTA began operating the Beacon-to-Newburgh ferry in 2005. The ferry ran for 20 years until it was recently suspended in January 2025 due to "significant damage" to Beacon's ferry dock. Ferry operation has since been permanently suspended due to "declining ridership," according to the MTA.

Local community members and elected officials have decried the permanent suspension, citing traffic congestion on the Newburgh-Beacon bridge and at the Beacon train station.

NYS Assemblyman Jonathan Jacobson noted that the **\$2.1 million** operating budget for the ferry is **.01%** of the MTA's overall budget. As of the publishing of this report, discussions to resume ferry service are ongoing.

SOURCE wamc.org



CONTACT



County Executive

SUE SERINO

TERM ENDING 2027

(845)486-2000



County Comptroller

DAN AYMAR-BLAIR

TERM ENDING 2025

(845)486-2050



County Clerk

BRADFORD KENDALL

TERM ENDING 2027

(845)486-2120



County District Attorney

ANTHONY PARISI

TERM ENDING 2027

(845)486-2300



County Sheriff

KIRK IMPERATI

TERM ENDING 2026

(845)486-3800



County Legislature

TERMS ENDING 2025

(845)486-2100





ORGANIZATION CHART



Copyright 1988 by the Photograph Co.
Courthouse, Poughkeepsie, N. Y.

PRESENTED BY THE

OFFICE OF THE DUTCHESS
COUNTY COMPTROLLER



Sun Rays from Mt. Beacon, Beacon, N. Y.

DAN AYMAR-BLAIR
COMPTROLLER

BRIAN KELLY
DEPUTY COMPTROLLER

HELI SHAH
DIRECTOR OF AUDIT

MICHELE C.
SENIOR AUDITOR

KRISTIN S.
CHRISTINA S.

AUDITORS

AILEEN W.
JOHANNA R.

ALLISON B.
JUNIOR AUDITOR

SANDY R.
SENIOR PROGRAM
ASSISTANT

CINDY D. DONNA T.
ACCOUNT
CLERKS

ALANA S.
EXECUTIVE ASSISTANT