

# **Evidence- Based Practice (EBP) and its Application in Dutchess County**

**Improving Public Safety and  
Reintegration Outcomes through  
Effective Criminal Justice Practice**

# Evidence Based Practice and the Transition from Jail to the Community Model (TJC)

- ✓ Using scientific evidence to guide and inform efficient and effective *[correctional]* services.

(National Institute of Corrections)

- ✓ Transition from Jail to the Community Model (TJC) - <https://nicic.gov/transition-from-jail-to-community>

# Important Return on Investment Considerations

- Less than 20% of local offenders commit nearly 50% of local crime
- Recidivism varies greatly among offenders/defendants regardless of “instant” crime.
- Approximately 80% of recidivism occurs within the first year post- release
- For low-risk pretrial defendants, incarceration for more than 24 hours increases substantially the likelihood of recidivism

## Risk Triage/Targeting:

### Who gets what? How are your local resources spent most wisely?

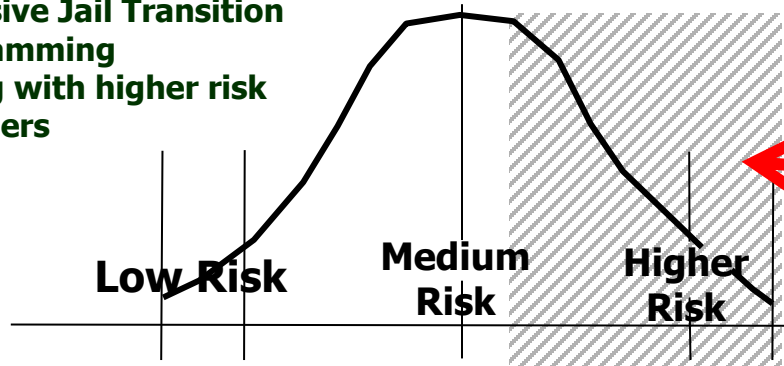
**Lower Risk Offenders have more favorable pro-social thinking and behavior than other risk levels and are the best candidates for Diversion, Alternatives, GPS, Electronic Monitoring, etc.**

**Damage is often done by:**

- ✓ Lengthy Incarceration
- ✓ Intensive Jail Transition Programming
- ✓ Mixing with higher risk offenders

**Higher Risk Offenders being released from your jails pose a far greater risk to the local community (20% are responsible for 50% of crime)**

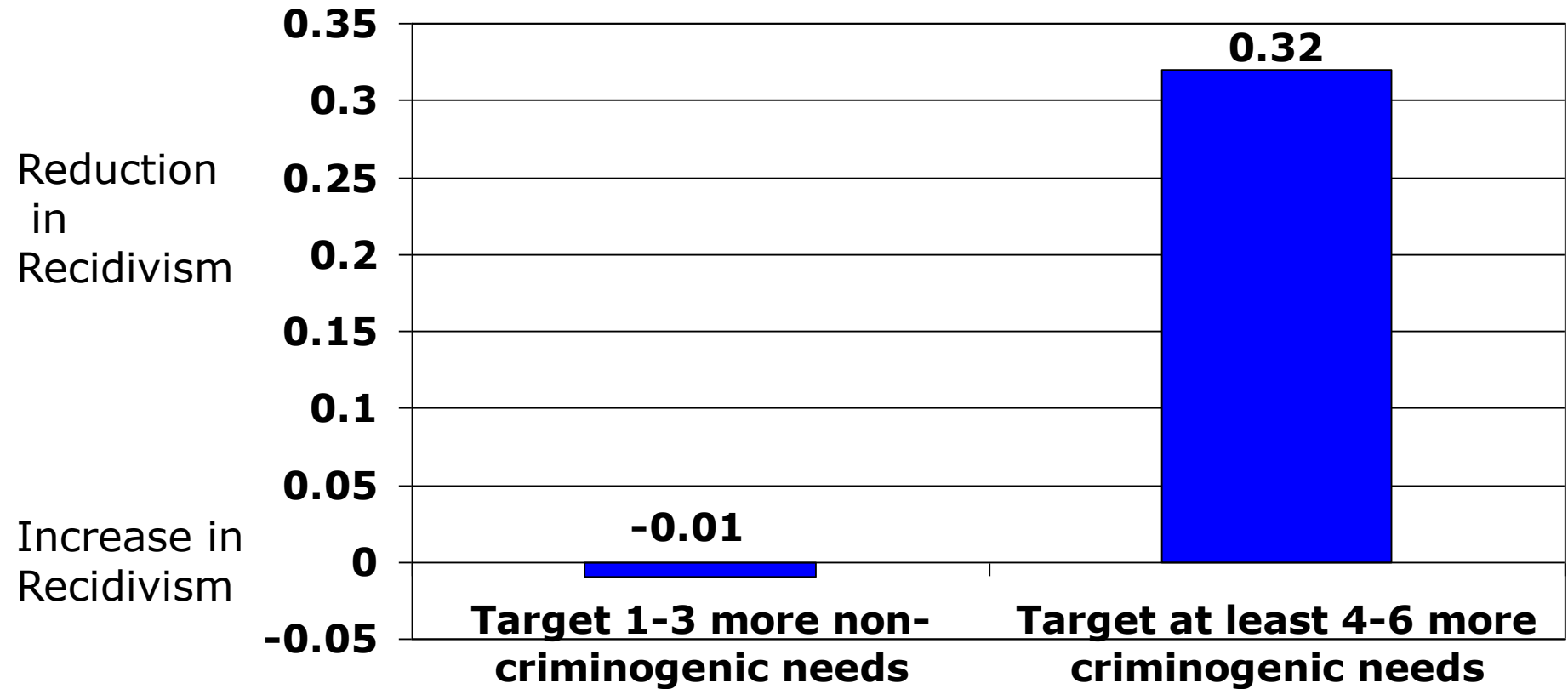
- ✓ Best candidates for Intensive Jail Transition Planning
- ✓ Best return on investment



# Criminogenic needs reduction for higher risk offender populations

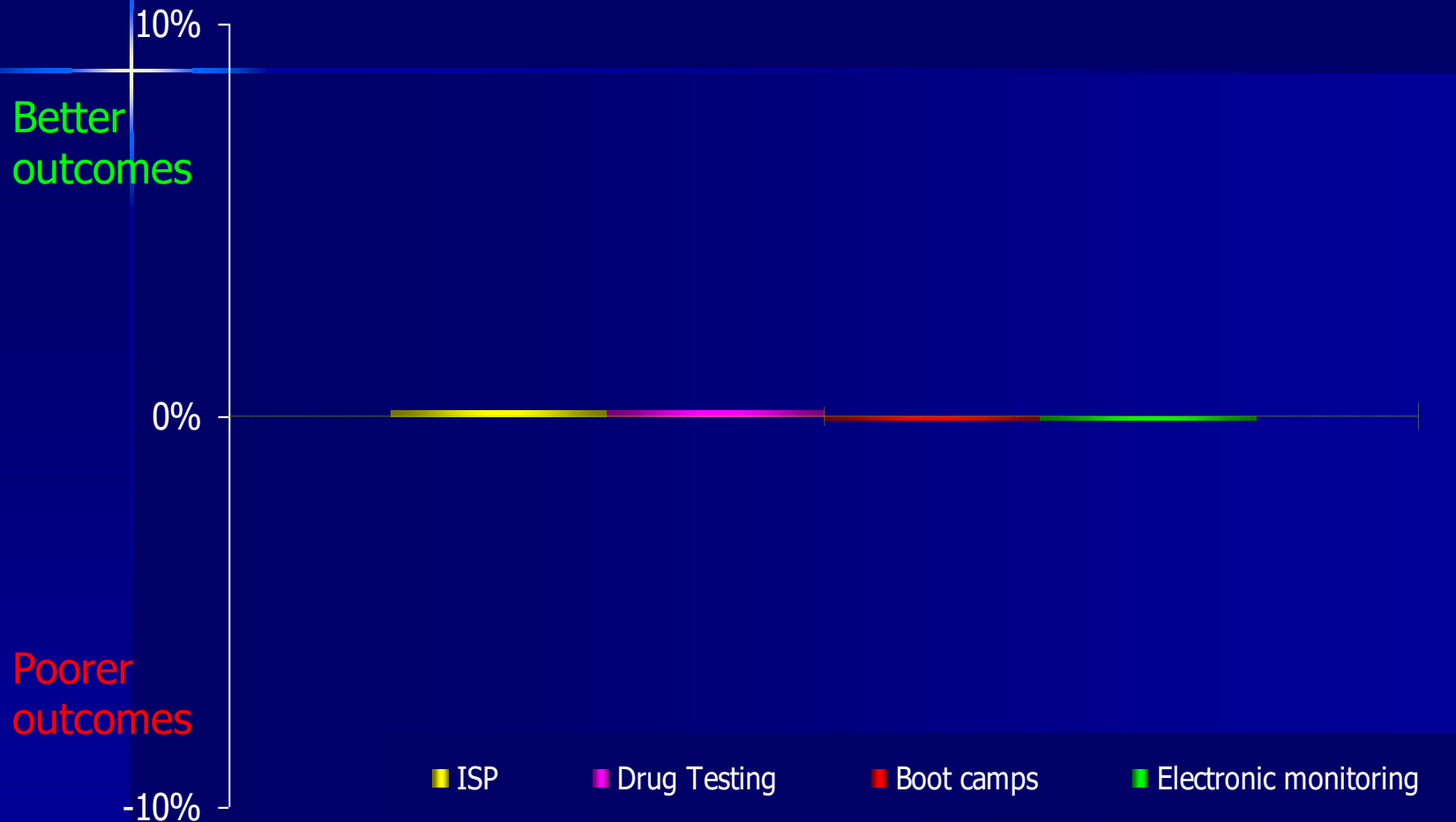


# Targeting Criminogenic Need: Results from Meta-Analyses



Gendreau P., French S.A., and A. Taylor (2002). What Works (What Doesn't Work)

# Impact of Intermediate Sanctions on Recidivism: Adults



New York State Division of Criminal Justice  
Services Office of Probation and Correctional  
Alternatives 2022-2023 Annual Probation State  
Aid Plan, Certifications, and Application  
April 18, 2022

Annual Probation Plan, Certifications, and Application - Part 1A.  
Block Grant Compliance

- F. Risk/Need Assessment The department will use DCJS/OPCA-approved, fully validated Risk/Need Assessment instruments for juvenile and adult offender populations consistent with established statewide protocols and/or rule.



# Risk/Need Tools used throughout Dutchess County to guide Offender Risk/Need Management and Transition/Case Planning:

- **Risk Triage (Proxy Tool)/TCU** - Screens and stratifies entire population by risk of re-offense for purposes of assignment to appropriate programming and evaluation of outcomes
- **Pretrial Risk Assessment (New York Risk Assessment)** - Evaluates risk of re-offense and likelihood to re-appear in court
- **Criminogenic Need Assessment (Northpointe COMPAS)** - Assesses criminogenic risk of higher risk offenders to guide targeted transition/treatment/case planning

## **Specialized Risk/Need Tools** used throughout Dutchess County to guide Offender Risk/Need Management and Transition/Case Planning:

- **DVSI-R screening tool** – For use with domestic violence offenders to evaluate risk and dangerousness to potential or past victims
- **Static-99-R, STABLE 2007, Acute** – Evaluates risk/need for people convicted of a sexual offense to guide transition/treatment/case planning
- **YASI, MAYSI-2 , and the Rapid Indicator for Human Trafficking** – Assesses criminogenic risk/need, mental health needs, and potential for victimization of human trafficking for youth to guide transition/treatment/case planning

## Questions/Considerations:

- ✓ Questions/Concerns regarding the continued use of mandated Risk/Need Tools?
- ✓ Questions regarding the uses of validated Risk/Need Tools in Dutchess County?

Rate of Incarceration  
Across Dutchess County by  
Jurisdiction, Race, Gender, and  
Ethnicity  
3-Year Rates/1000 Residents  
2020 - 2022

Quality Assurance Committee – CJC

February 2023

Rate of Incarceration per 1000 Residents by Jurisdiction - 2020-2022			
Overall Rate Dutchess County = 5.5/1000 Residents			
Jurisdiction	# Incarcerated	Jurisdiction Population	Rate per 1000 Residents
City of Poughkeepsie Court	601	31850	18.9
Town of Milan Court	21	2357	8.9
Village of Wappingers Court	49	6073	8.1
Town of Poughkeepsie Court	352	45658	7.7
City of Beacon Court	84	13721	6.1
Town of Pleasant Valley Court	55	9725	5.7
Town of Dover Court	47	8379	5.6
Town of Hyde Park Court	102	21115	4.8
Town of LaGrange Court	64	15935	4.0
Town of Union Vale Court	17	4573	3.7
Town of East Fishkill Court	109	29455	3.7
Town of Wappingers Court	66	27939	2.4
Town of Amenia Court	9	3849	2.3
Town of Stanford Court	7	3698	1.9
Town of Washington Court	8	4505	1.8
Town of Red Hook Court	16	10113	1.6
Town of Pine Plains Court	3	2140	1.4
Village of Tivoli Court	1	799	1.3
Town of Fishkill Court	28	24381	1.1
Town of Beekman Court	11	14338	0.8
Town of Rhinebeck Court	4	7623	0.5
Town of Pawling Court	4	8024	0.5
Town of Clinton Court	2	4060	0.5

NOTE – Due to Lack of Census Data ALL Data Excludes T/O North East (4), V/O Fishkill (8), and V/O Rhinebeck Courts (2) – Total Incarceration = 14

Rate of DCJ Incarceration for Males (2020-2022)  
Dutchess County **Male** Incarceration Rate = 9.7/1000 **Male** Residents

Jurisdiction	Gender	# Incarcerated	Population	Rate per 1000
CO Poughkeepsie	<b>Male</b>	546	15320	<b>35.6</b>
TO Milan	<b>Male</b>	19	1179	<b>16.1</b>
Village Wappingers	<b>Male</b>	43	3000	<b>14.3</b>
TO Poughkeepsie	<b>Male</b>	296	22829	<b>13.0</b>
TO Dover	<b>Male</b>	44	3938	<b>11.2</b>
Beacon	<b>Male</b>	69	6668	<b>10.3</b>
TO Pleasant Valley	<b>Male</b>	49	4765	<b>10.3</b>
TO Hyde Park	<b>Male</b>	85	10558	<b>8.1</b>
TO LaGrange	<b>Male</b>	59	7808	<b>7.6</b>
TO Union Vale	<b>Male</b>	16	2378	<b>6.7</b>
TO E Fishkill	<b>Male</b>	92	14728	<b>6.2</b>
TO Wappingers	<b>Male</b>	57	14249	<b>4.0</b>
TO Washington	<b>Male</b>	7	1937	<b>3.6</b>
Village Tivoli	<b>Male</b>	1	296	<b>3.4</b>
TO Stanford	<b>Male</b>	6	1812	<b>3.3</b>
TO Pine Plains	<b>Male</b>	3	1027	<b>2.9</b>
TO Amenia	<b>Male</b>	6	2078	<b>2.9</b>
TO Red Hook	<b>Male</b>	13	4753	<b>2.7</b>
TO Fishkill	<b>Male</b>	24	13166	<b>1.8</b>
TO Beekman	<b>Male</b>	10	7886	<b>1.3</b>
TO Rhinebeck	<b>Male</b>	4	3583	<b>1.1</b>
TO Pawling	<b>Male</b>	4	4092	<b>1.0</b>
TO Clinton	<b>Male</b>	2	2152	<b>0.9</b>

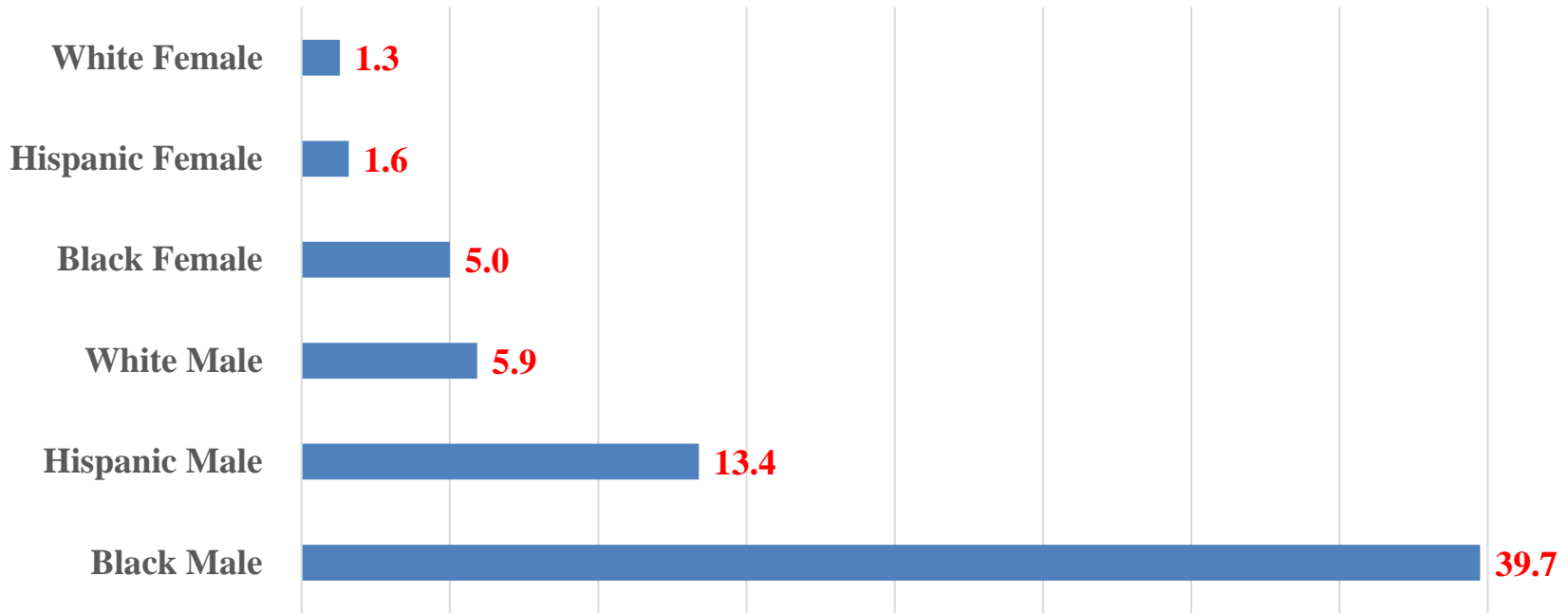
NOTE – Due to Lack of Census Data ALL Data Excludes T/O North East (4), V/O Fishkill (8), and V/O Rhinebeck Courts (2) – Total Incarceration = 14

Rate of DCJ Incarceration for Females (2020-2022)  
Dutchess County **Female** Incarceration Rate = .1/1000 **Female** Residents

Jurisdiction	Gender	# Incarcerated	Population	Rate per 1000
CO Poughkeepsie	<b>Female</b>	55	16530	3.3
TO Poughkeepsie	<b>Female</b>	56	22829	2.5
Beacon	<b>Female</b>	15	7053	2.1
Village Wappingers	<b>Female</b>	6	3073	2.0
TO Milan	<b>Female</b>	2	1179	1.7
TO Amenia	<b>Female</b>	3	1771	1.7
TO Hyde Park	<b>Female</b>	17	10558	1.6
TO Pleasant Valley	<b>Female</b>	6	4960	1.2
TO E Fishkill	<b>Female</b>	17	14728	1.2
TO Dover	<b>Female</b>	3	4441	0.7
TO Wappingers	<b>Female</b>	9	13690	0.7
TO LaGrange	<b>Female</b>	5	8127	0.6
TO Red Hook	<b>Female</b>	3	5360	0.6
TO Stanford	<b>Female</b>	1	1886	0.5
TO Union Vale	<b>Female</b>	1	2195	0.5
TO Washington	<b>Female</b>	1	2568	0.4
TO Fishkill	<b>Female</b>	4	11215	0.4
TO Beekman	<b>Female</b>	1	6452	0.2

NOTE – Due to Lack of Census Data ALL Data Excludes T/O North East (4), V/O Fishkill (8), and V/O Rhinebeck Courts (2) – Total Incarceration = 14

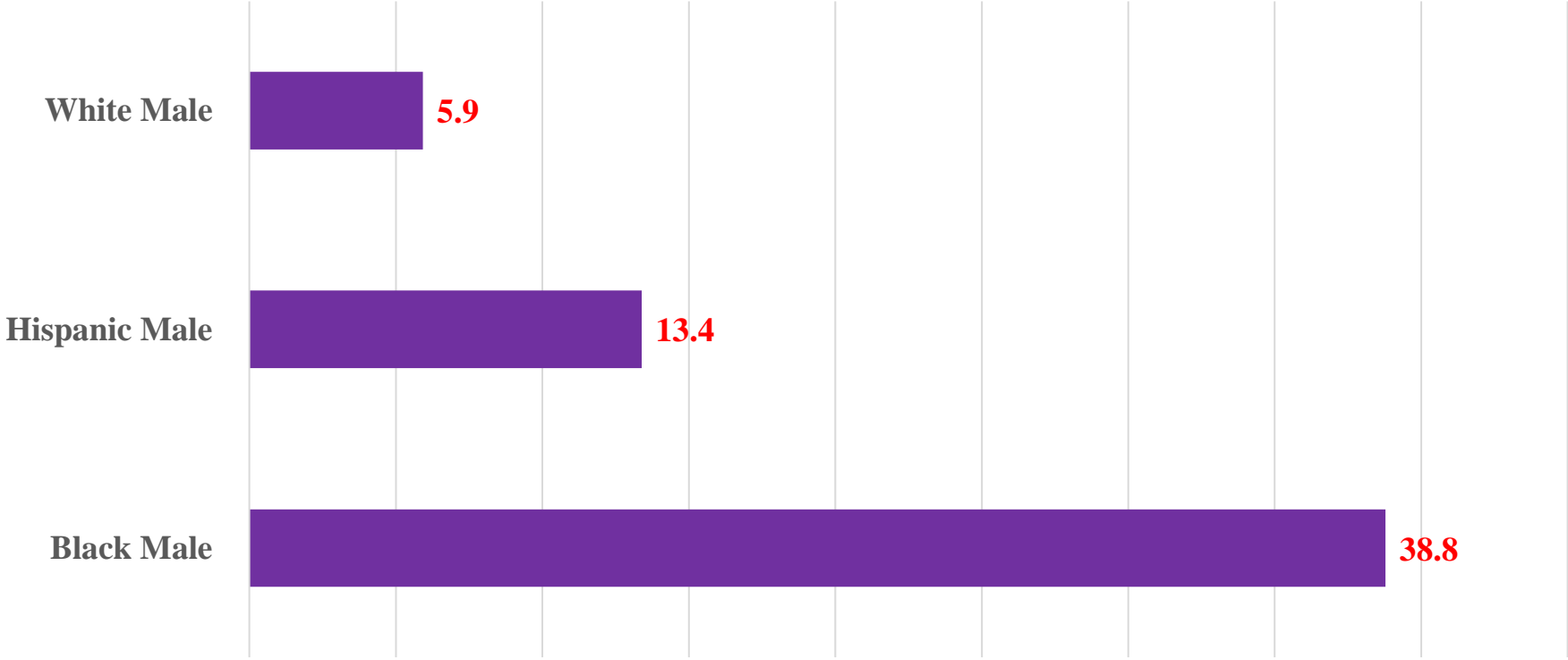
Rate of DCJ Incarceration per 1000 like Residents  
(ALL Jurisdictions) 2020-2022  
by Race, Gender, Ethnicity



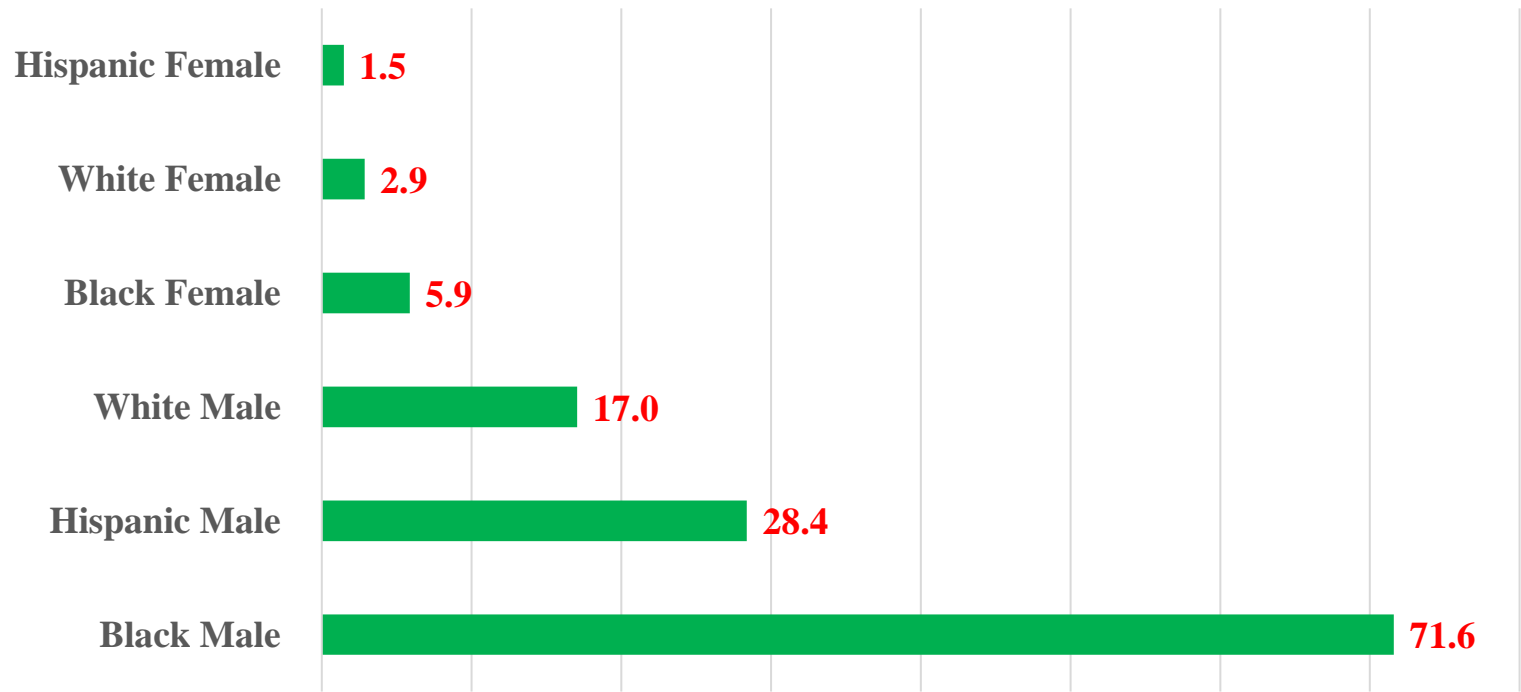
NOTE – Due to Lack of Census Data ALL Data Excludes T/O North East (4), V/O Fishkill (8), and V/O Rhinebeck Courts (2) – Total Incarceration = 14



3-Year (2020-2022) DCJ Male Admission Rate/1000 like Residents  
ALL Jurisdictions with 400+ Population of Black, Hispanic, and White Males



3-Year (2020-2022) Rate of DCJ Incarceration/1000 like Residents  
C/O Poughkeepsie Court by Race, Gender, Ethnicity



## Questions/Considerations for next meeting (4/4/23?):

- ✓ Questions/Concerns regarding continued discussion of disparate rates of incarceration?
- ✓ Additional areas of information/research that would help to guide/inform discussion/dialog?