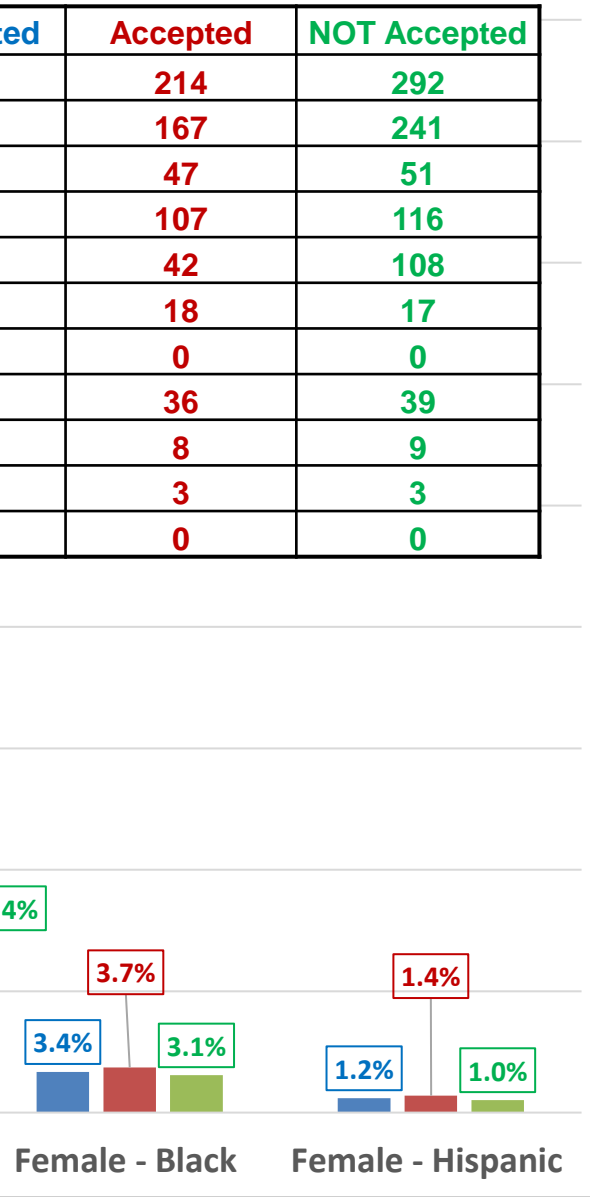
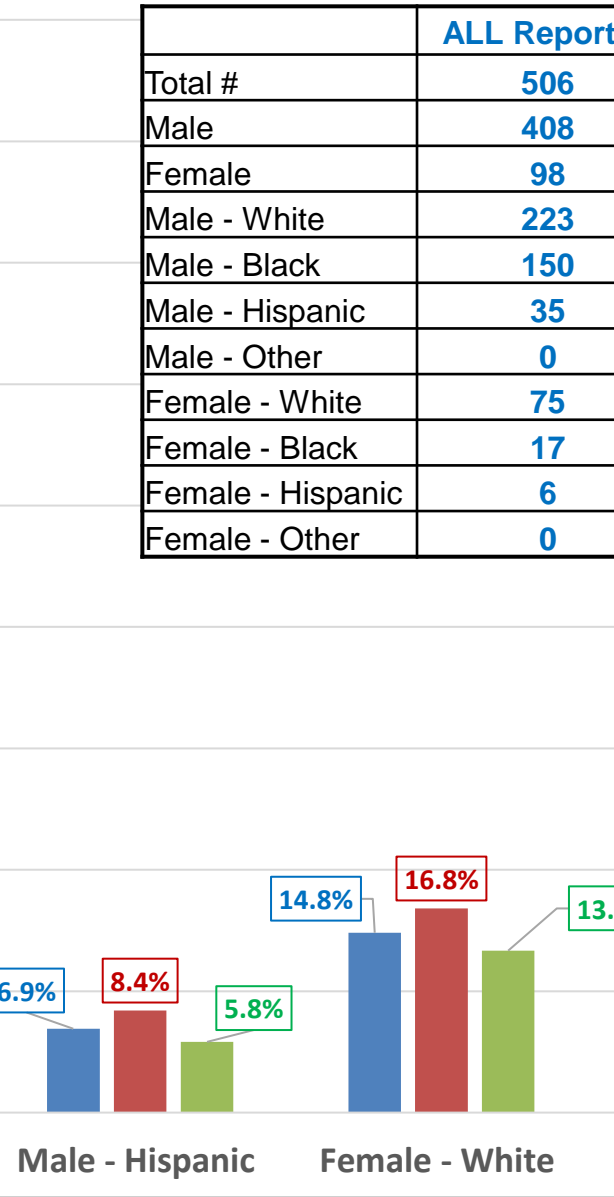
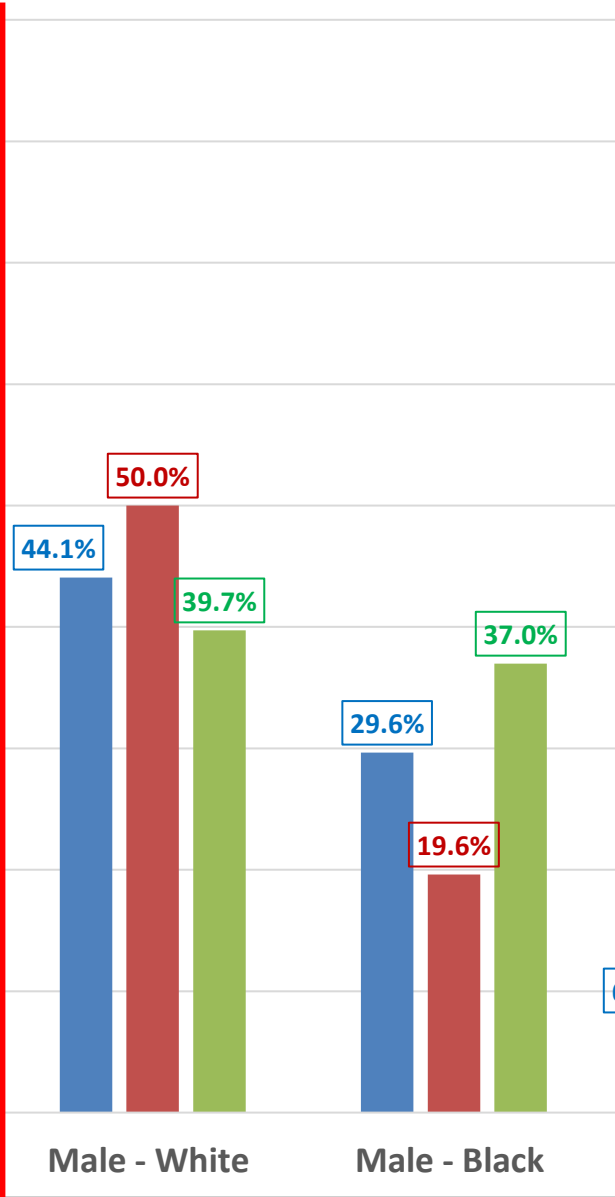
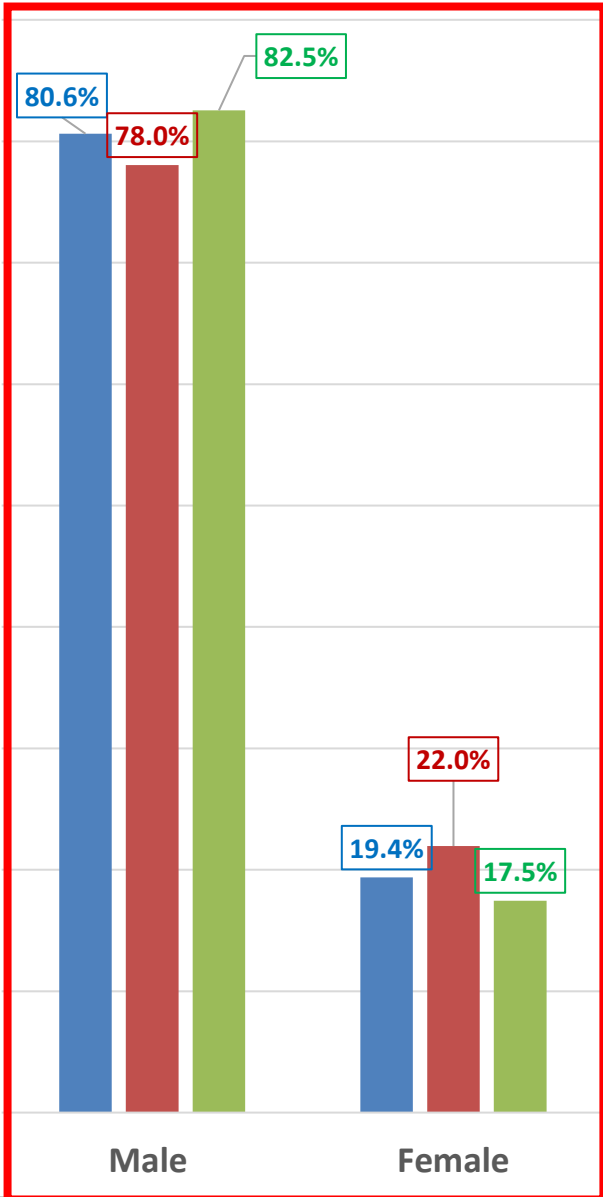
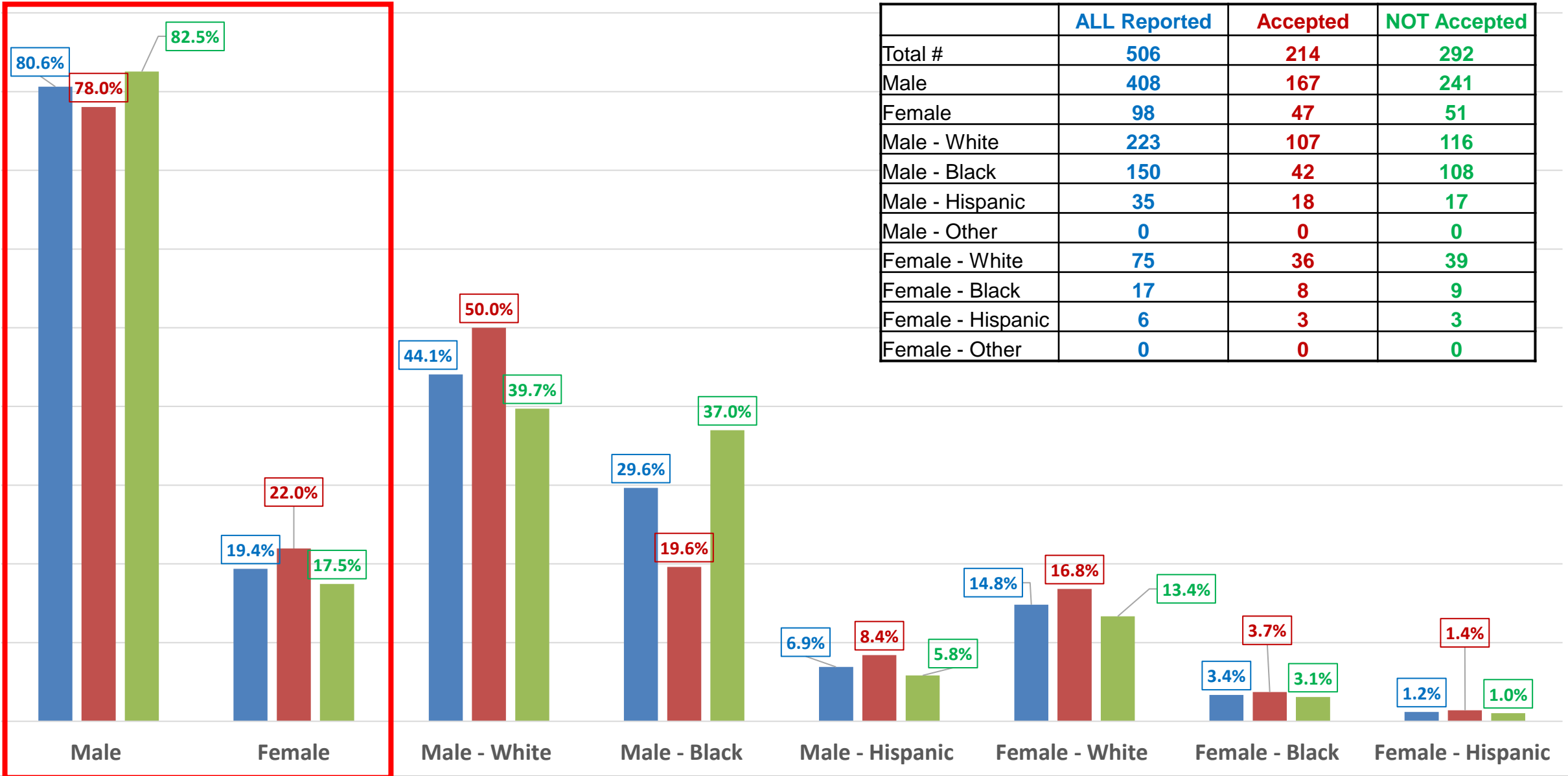


Judicial Diversion in Dutchess County

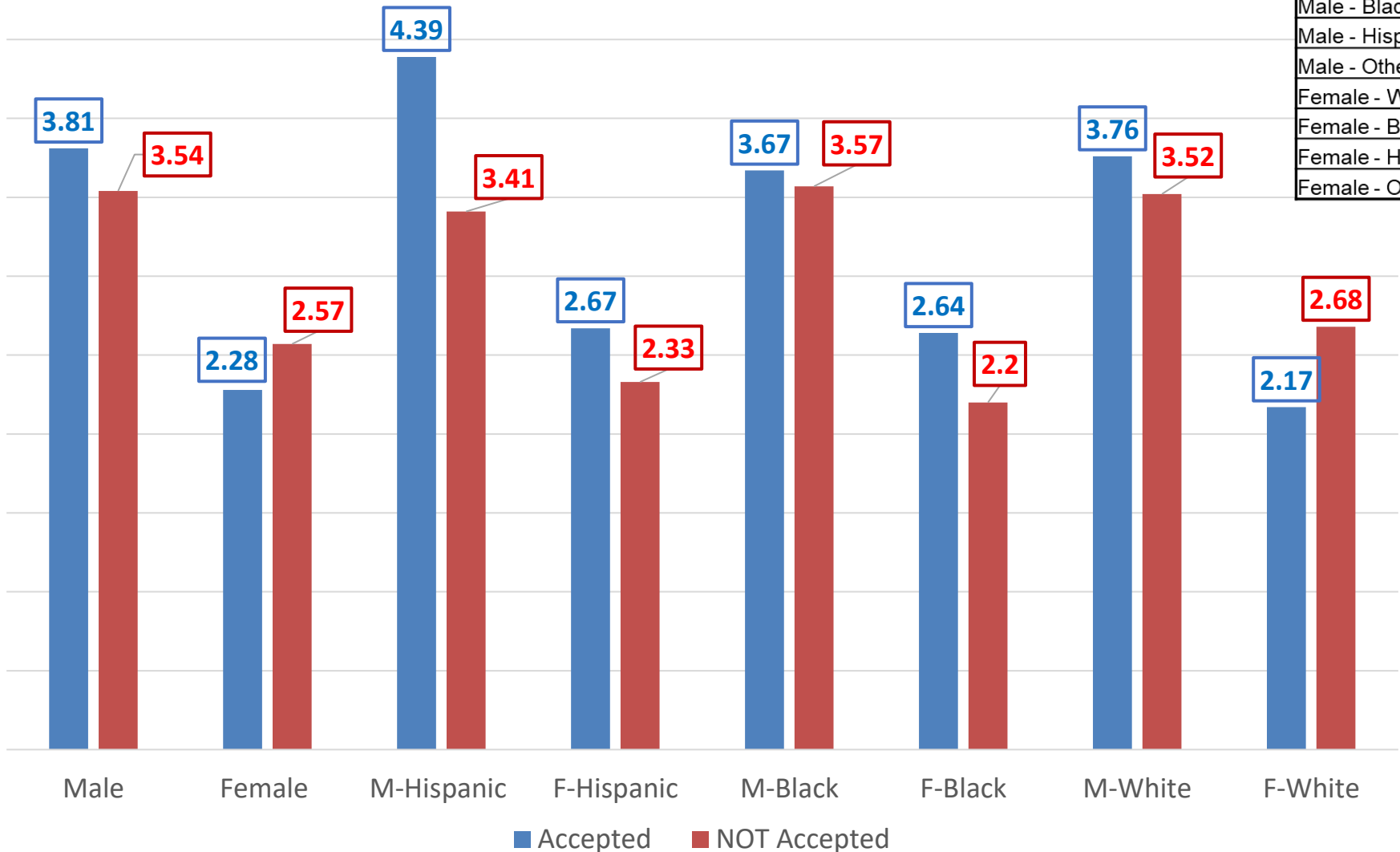
Study Period – Potential JD Clients (12/16/11 – 6/29/23)

506 Total Cases (accepted + not accepted) representing **2003** Combined
Admissions to the DCJ

JD Candidates (N=506); JD Candidates - **Accepted** (N=214); JD Candidates - **NOT Accepted** (N=292) by Race, Gender, and Ethnicity



Accepted (N=214) vs NOT Accepted (N=292) by Proxy Rating



	ALL Reported	Accepted	NOT Accepted
Total #	506	214	292
Male	408	167	241
Female	98	47	51
Male - White	223	107	116
Male - Black	150	42	108
Male - Hispanic	35	18	17
Male - Other	0	0	0
Female - White	75	36	39
Female - Black	17	8	9
Female - Hispanic	6	3	3
Female - Other	0	0	0

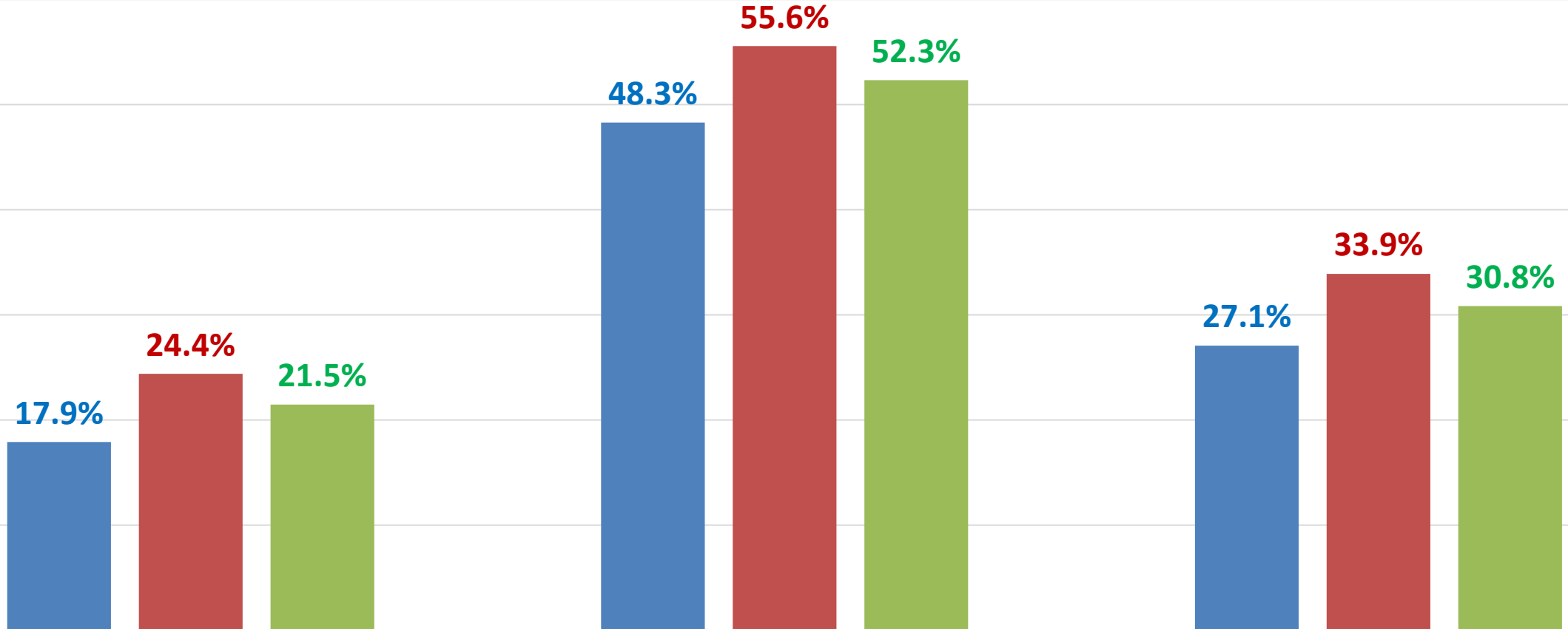
Female		
Jurisdiction	Accepted	NOT Accepted
C/B CRT	0	4
C/PK CRT	5	10
DC CRT	31	8
NYParole	0	2
T/BK CRT	0	1
T/EF CRT	0	4
T/F CRT	0	2
T/D CRT	1	0
T/HP CRT	1	3
T/LG CRT	0	3
T/PK CRT	4	11
T/PL CRT	1	1
T/R CRT	1	0
T/RH CRT	1	0
T/S CRT	1	0
T/UV CRT	0	2
T/WP CRT	1	0
ALL	47	51

Male		
Jurisdiction	Accepted	NOT Accepted
C/B CRT	2	13
C/PK CRT	20	70
DC CRT	114	53
DC F/CRT	1	1
NYParole	1	17
T/A CRT	0	1
T/BK CRT	1	1
T/EF CRT	2	9
T/F CRT	0	1
T/D CRT	6	4
T/HP CRT	3	9
T/LG CRT	4	11
T/NE CRT	1	1
T/PK CRT	3	34
T/PL CRT	2	5
T/R CRT	0	0
T/RH CRT	2	1
T/W CRT	1	1
T/WP CRT	1	7
V/F CRT	1	0
V/RH CRT	1	0
V/W CRT	1	2
ALL	167	241

	ALL Reported	Accepted	NOT Accepted
Total #	506	214	292
Male	408	167	241
Female	98	47	51
Male - White	223	107	116
Male - Black	150	42	108
Male - Hispanic	35	18	17
Male - Other	0	0	0
Female - White	75	36	39
Female - Black	17	8	9
Female - Hispanic	6	3	3
Female - Other	0	0	0

Judicial Diversion Recidivism Rate by Proxy Rating

Graduated (N=149); Not Graduated (N= 65); ALL Accepted (N=214)



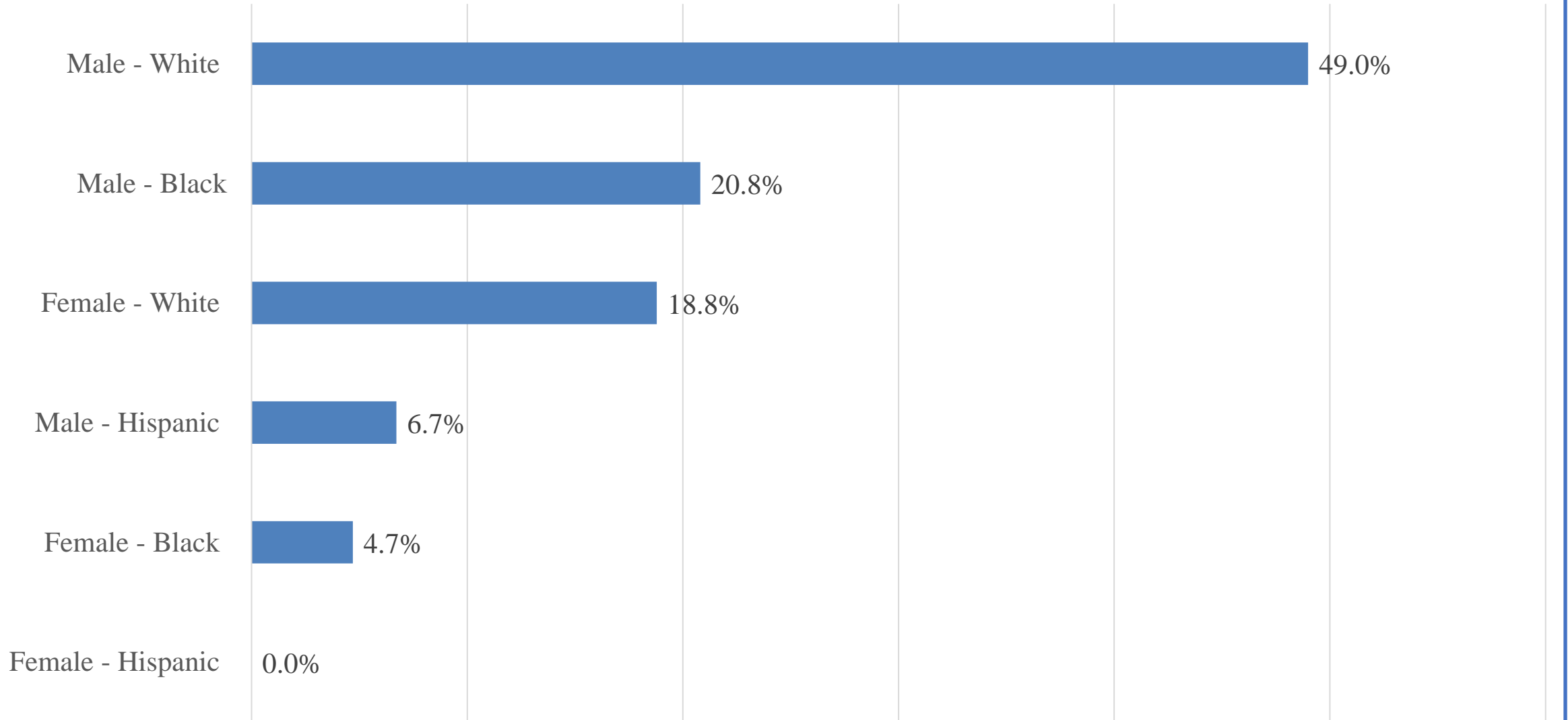
Graduated

Not Graduated

ALL

■ 0-3 ■ 4-6 ■ ALL

% Graduated (N=149) by Race, Gender, Ethnicity



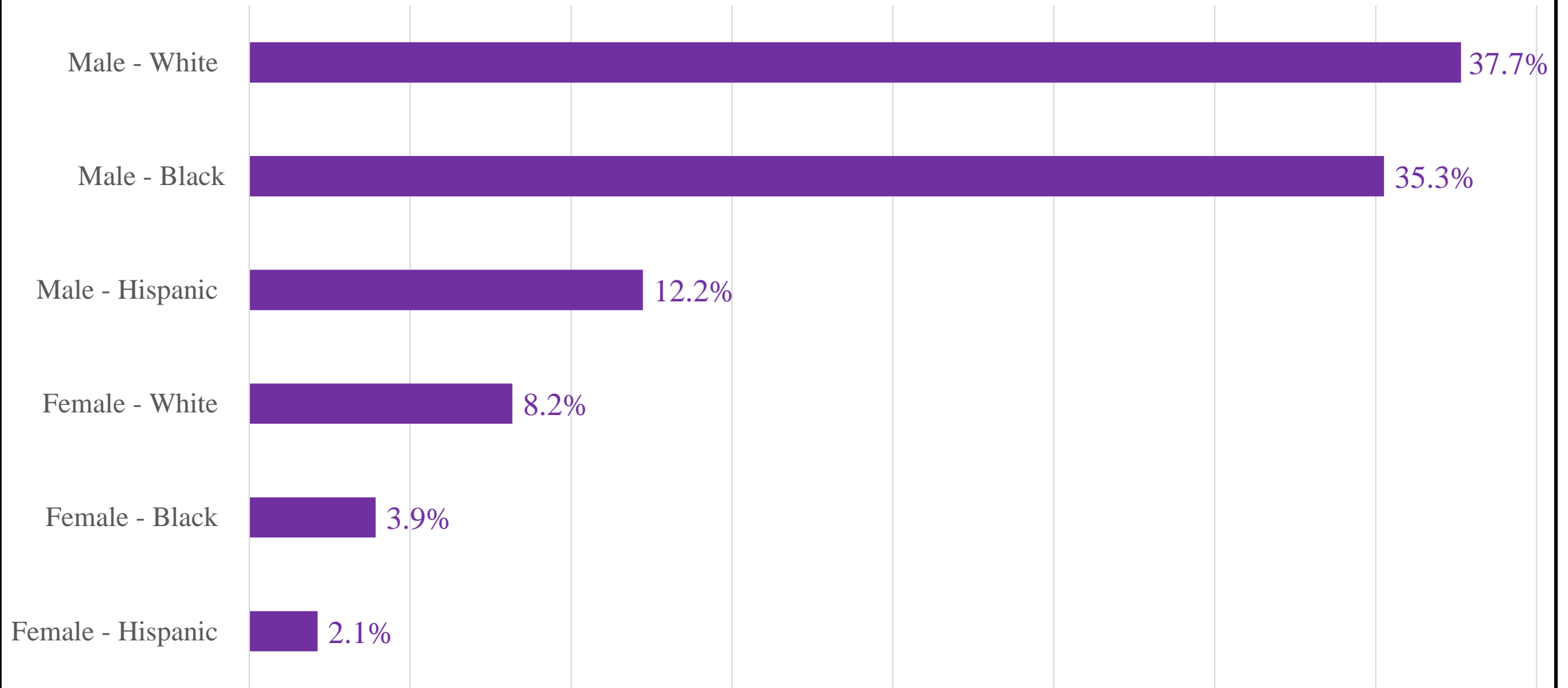
Judicial Diversion in Dutchess County

Additional Analyses Potential JD Clients - 6/1/19 – 6/29/23

122 Total Cases (accepted + not accepted)

Race, Gender, Ethnicity, Offense – Rate of Acceptance
1-Year Recidivism

% Incarcerated for NV Felonies or Violations by Race, Gender, Ethnicity

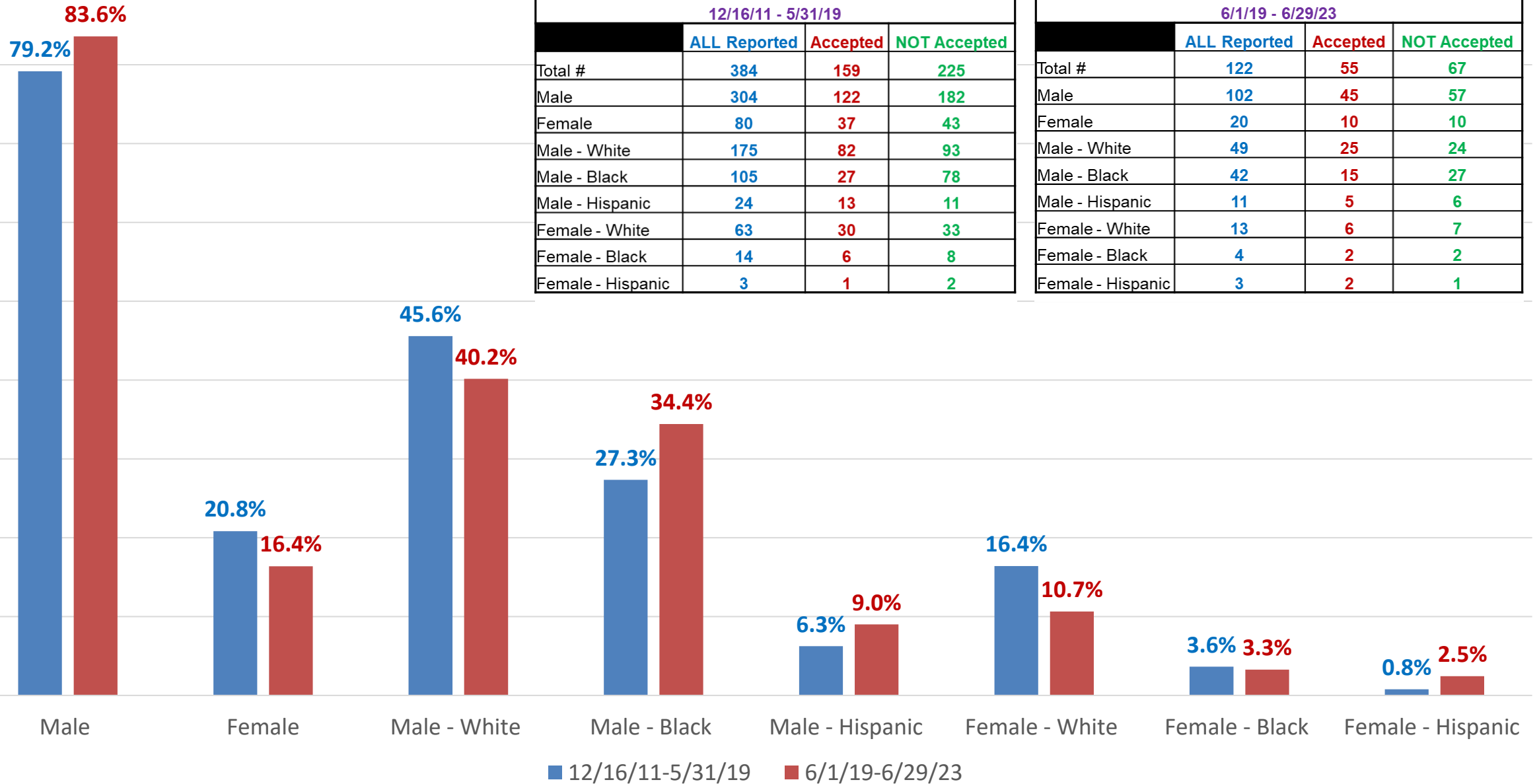


	ALL Reported	Accepted	NOT Accepted
Total #	506	214	292
Male	408	167	241
Female	98	47	51
Male - White	223	107	116
Male - Black	150	42	108
Male - Hispanic	35	18	17
Male - Other	0	0	0
Female - White	75	36	39
Female - Black	17	8	9
Female - Hispanic	6	3	3
Female - Other	0	0	0

12/16/11 - 5/31/19			
	ALL Reported	Accepted	NOT Accepted
Total #	384	159	225
Male	304	122	182
Female	80	37	43
Male - White	175	82	93
Male - Black	105	27	78
Male - Hispanic	24	13	11
Female - White	63	30	33
Female - Black	14	6	8
Female - Hispanic	3	1	2

6/1/19 - 6/29/23			
	ALL Reported	Accepted	NOT Accepted
Total #	122	55	67
Male	102	45	57
Female	20	10	10
Male - White	49	25	24
Male - Black	42	15	27
Male - Hispanic	11	5	6
Female - White	13	6	7
Female - Black	4	2	2
Female - Hispanic	3	2	1

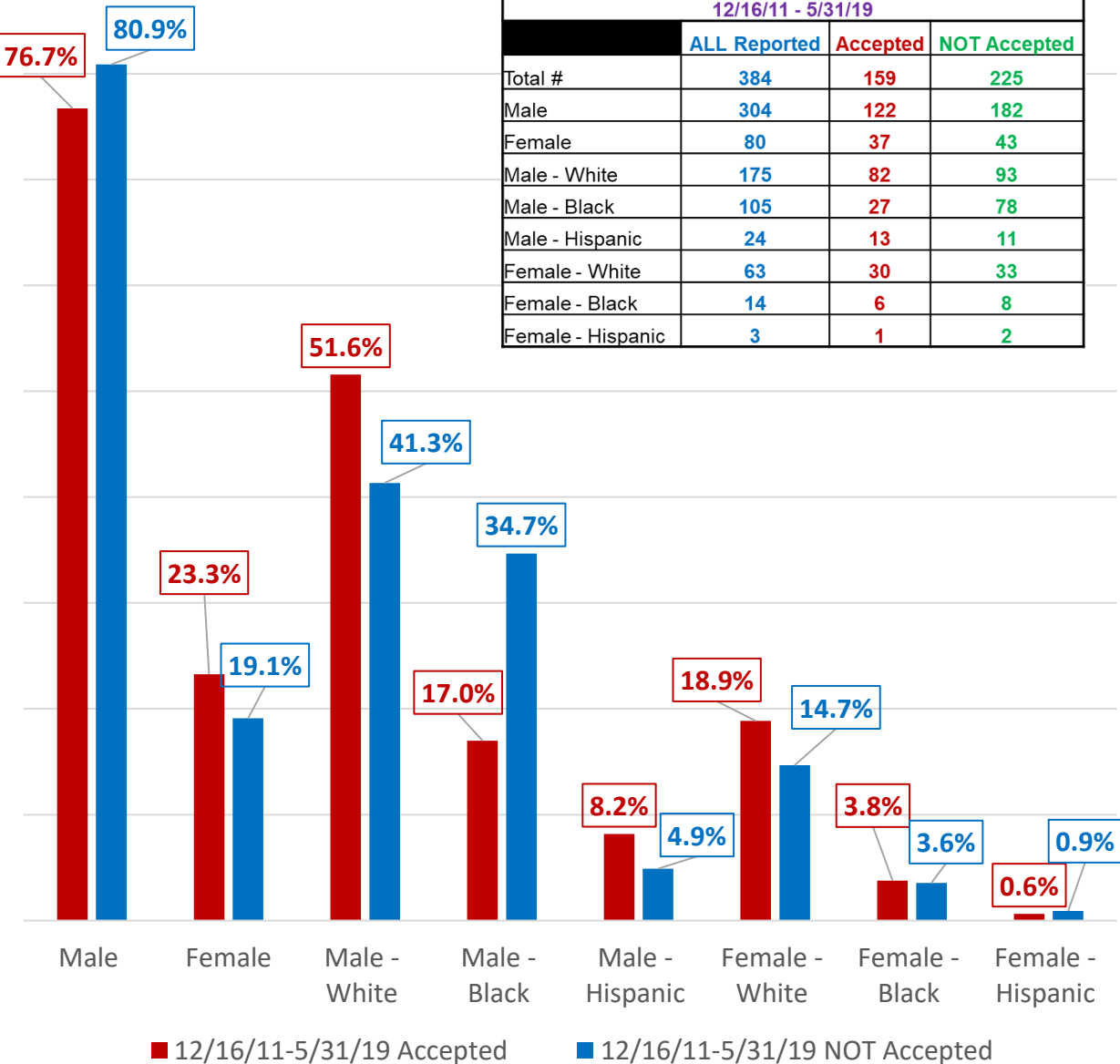
Rate of Referral 12/16/11 - 5/31/19 versus 6/1/19 - 6/29/23 by Race, Gender, Ethnicity



% Accepted Versus % NOT Accepted

(12/16/11 - 5/31/19; N=384) by Race, Gender, Ethnicity

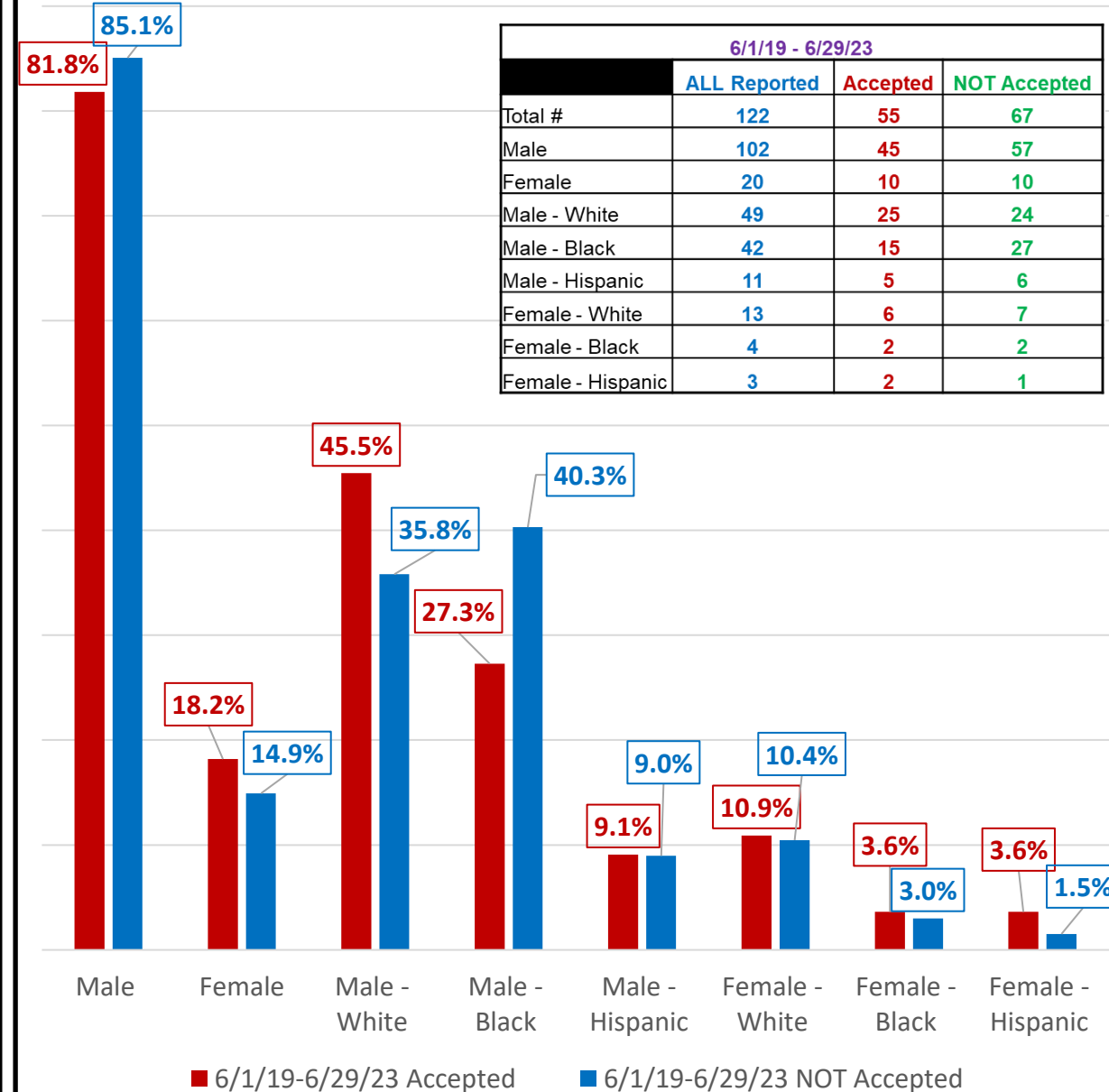
12/16/11 - 5/31/19			
	ALL Reported	Accepted	NOT Accepted
Total #	384	159	225
Male	304	122	182
Female	80	37	43
Male - White	175	82	93
Male - Black	105	27	78
Male - Hispanic	24	13	11
Female - White	63	30	33
Female - Black	14	6	8
Female - Hispanic	3	1	2



% Accepted Versus % NOT Accepted

(6/1/19 - 6/29/23; N=122) by Race, Gender, Ethnicity

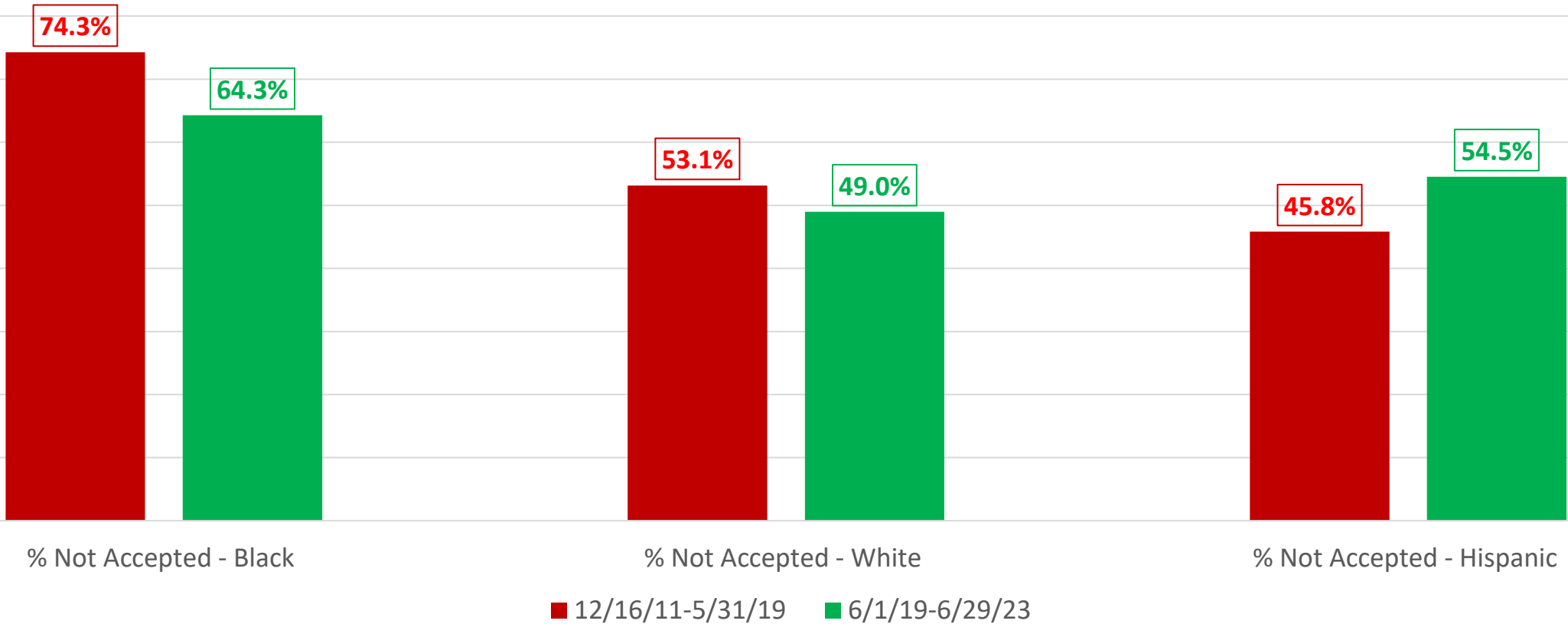
6/1/19 - 6/29/23			
	ALL Reported	Accepted	NOT Accepted
Total #	122	55	67
Male	102	45	57
Female	20	10	10
Male - White	49	25	24
Male - Black	42	15	27
Male - Hispanic	11	5	6
Female - White	13	6	7
Female - Black	4	2	2
Female - Hispanic	3	2	1



12/16/11 - 5/31/19			
	ALL Reported	Accepted	NOT Accepted
Total #	384	159	225
Male	304	122	182
Female	80	37	43
Male - White	175	82	93
Male - Black	105	27	78
Male - Hispanic	24	13	11
Female - White	63	30	33
Female - Black	14	6	8
Female - Hispanic	3	1	2

6/1/19 - 6/29/23			
	ALL Reported	Accepted	NOT Accepted
Total #	122	55	67
Male	102	45	57
Female	20	10	10
Male - White	49	25	24
Male - Black	42	15	27
Male - Hispanic	11	5	6
Female - White	13	6	7
Female - Black	4	2	2
Female - Hispanic	3	2	1

NOT Accepted % of Males of Total Referred by Race, Ethnicity (12/16/11 - 5/31/19 versus 6/1/19 - 6/29/23)



Offense - NOT Accepted (6/1/19-6/19/23; N=67) by Gender, Race, Ethnicity

Not Accepted - Offense		Total	Female	Male Black	Male White	Male Hispanic
PL 220.39	BF3 - CSCS-3	9	0	4	4	1
EX 259-I	03AI 90 - REVOKE RELEASE	8	2	4	2	0
PL 220.16	BF3 - CPCS-3	7	1	5	0	1
PL 215.50	AM2 - CRIM CONTEMPT-2	5	0	2	2	1
PL 140.20	DF3 - BURGLARY 3	3	0	1	2	0
PL 140.25	CF2 - BURGLARY-2	3	2	0	1	0
PL 155.25	AM0 - PETIT LARCENY	3	0	1	1	1
PL 220.03	AM7 - CPCS-7	3	0	1	1	1
PL 120.05	DF2 - ASSAULT-2ND	2	0	1	1	0
PL 220.18	AF2 - CPCS-2ND	2	2	0	0	0
PL 220.43	AF1 - CSCS-1	2	0	2	0	0
VTL1192	03 EF0 - DWI-PREV CONVIC	2	0	0	2	0
VTL1192	04 EF0 - DWAI DRUGS-2ND	2	1	0	1	0
PL 120.00	AM3 - ASSAULT-3	1	0	1	0	0
PL 155.35	01 DF3 - GRAND LARCENY 3	1	1	0	0	0
PL 160.05	DF3 - ROBBERY-3	1	0	1	0	0
PL 160.15	BF1 - ROBBERY-1	1	0	0	1	0
PL 165.45	02 EF4 - CPSP 4	1	0	1	0	0
PL 165.50	DF3 - CPSP 3	1	1	0	0	0
PL 175.10	EF1 - FALS BUS REC-1	1	0	1	0	0
PL 190.80	02 DF1 - IDENTITY THFT-1	1	0	0	1	0
PL 215.51	EF1 - CRIM CONTEMPT-1	1	0	1	0	0
PL 215.56	EF2 - BAIL JUMPING-2	1	0	0	1	0
PL 215.57	DF1 - BAIL JUMPING-1	1	0	0	1	0
PL 220.21	AF1 - CPCS-1ST	1	0	1	0	0
PL 240.20	V0 - DISORD CONDUCT	1	0	0	1	0
PL 240.75	EF0 - AGG FAMILY OFF	1	0	0	0	1
PL 265.02	DF3 - CRIM POS WEAP-3	1	0	0	1	0
VTL1192	02 EF0 - DWI 08 OF 1PCT	1	0	0	1	0
Total		67	10	27	24	6

6/1/19 - 6/29/23			
	ALL Reported	Accepted	NOT Accepted
Total #	122	55	67
Male	102	45	57
Female	20	10	10
Male - White	49	25	24
Male - Black	42	15	27
Male - Hispanic	11	5	6
Female - White	13	6	7
Female - Black	4	2	2
Female - Hispanic	3	2	1

Offense - Accepted (6/1/19-6/19/23; N=55) by Gender, Race, Ethnicity

Accepted - Offense	Total	Female	Male Black	Male White	Male Hispanic
JUD 90 - UNSPEC VIOL JUD	1			1	
EX 259-I 03AI 90 - REVOKE RELEASE	1		1		
PL 220.16 BF3 - CPCS-3	27	4	11	7	5
PL 140.20 DF3 - BURGLARY 3	12	2		10	
PL 220.03 AM7 - CPCS-7	1			1	
PL 220.06 DF5 - CPCS-5	2	1	1		
PL 220.18 AF2 - CPCS-2ND	1			1	
PL 220.39 BF3 - CSCS-3	1		1		
PL 155.30 08 EF4 - GRAND LARCENY 4	1			1	
PL 155.35 DF3 - GRAND LARCENY 3	1			1	
PL 165.45 EF4 - CPSP 4	1	1			
PL 165.50 DF3 - CPSP 3	1	1			
PL 160.10 CF2 - ROBBERY-2	1		1		
PL 240.75 EF0 - AGG FAMILY OFF	1			1	
PL 145.00 AM4 - CRIM MISCHIEF-4	1			1	
PL 145.05 02 EF3 - CRIM MISCHIEF-3	1			1	
PL 155.25 AM0 - PETIT LARCENY	1	1			
Total	55	10	15	25	5

6/1/19 - 6/29/23			
	ALL Reported	Accepted	NOT Accepted
Total #	122	55	67
Male	102	45	57
Female	20	10	10
Male - White	49	25	24
Male - Black	42	15	27
Male - Hispanic	11	5	6
Female - White	13	6	7
Female - Black	4	2	2
Female - Hispanic	3	2	1

Minimum One Year Recidivism - Accepted JD Participants after 6/1/19 AND released from DCJ by November 2022 (N=53)

Accepted - Graduated	38	6	15.8%
Accepted - NOT Graduated	15	6	40.0%
Total	53	12	22.6%

Considerations

- Additional Study?
- Judicial Diversion Initiative – Maintain/Modify Goals/Objectives?
- Criminogenic Risk – Higher vs. Lower
- Length and Type of Successful Tx
- Tx Capacity for increased #s (system)
- Is Current Tx Appropriate/Sustainable for Substantial Increase in Participation?
- Data Tracking - Future
 - Purpose?
 - Data Needed